

宝马 F 底盘发动机 ECU 读写 ISN 码操作说明

一. 功能介绍

支持宝马部分 F 底盘 N20/N55/S63/N63 发动机 ECU 读写 ISN 码功能, 用于 CAS4+钥匙全丢, CAS4/CAS4+更换读写 ISN 码, 用于发动机更换读写 ISN 码。

支持列表如下:

MEVD172Y

SWFL-00000D07-059.008.001	SWFL-00000D07-079.005.001
SWFL-00000D07-089.050.001	SWFL-00000D07-089.070.001
SWFL-00000D07-089.080.001	SWFL-00000D07-089.090.001
SWFL-00000D07-089.100.001	SWFL-000007D5-129.005.001
SWFL-000007D5-179.003.001	SWFL-000007D5-179.004.001
SWFL-000007D5-199.003.001	SWFL-000007D5-199.005.001
SWFL-000007D5-199.007.001	SWFL-000007D5-199.008.001
SWFL-000007D5-209.005.001	SWFL-000007D5-209.006.001
SWFL-00000FEF-089.010.001	SWFL-00000FEF-089.090.001
SWFL-00000FEF-099.070.003	SWFL-00000FEF-099.110.002
SWFL-00000FEF-099.130.001	SWFL-00000FEF-099.140.001
SWFL-00000FEF-119.100.001	SWFL-00000FEF-129.070.001
SWFL-00000FEF-129.090.001	SWFL-00000FEF-129.100.001
SWFL-000017D5-069.160.001	SWFL-000017D5-069.170.001
SWFL-000017D5-079.160.001	SWFL-000017D5-079.200.001
SWFL-000017D5-089.070.001	SWFL-000017D5-089.110.001

S63TU_R0

S63TU_L0

SWFL-000010CA-049.050.001	SWFL-000010CA-059.090.001
SWFL-000010CA-059.120.001	SWFL-000010CA-059.130.001
SWFL-000010CA-059.140.001	SWFL-000010CA-059.080.001

N63TU_R0

N63TU_L0

SWFL-000010C8-059.130.001	SWFL-000010C8-059.140.001
---------------------------	---------------------------

MEVD1724

SWFL-00000ABF-049.140.001	SWFL-00000ABF-049.160.001
SWFL-00000ABF-059.070.002	SWFL-00000ABF-059.080.001
SWFL-00000ABF-059.100.001	SWFL-00000ABF-059.110.002
SWFL-00000ABF-059.110.003	SWFL-00000ABF-059.120.001
SWFL-00000ABF-059.130.001	SWFL-00000ABF-059.145.001
SWFL-00000ABF-059.150.001	SWFL-00000ABF-059.160.001
SWFL-0000113D-049.140.001	SWFL-0000113D-049.160.001
SWFL-0000113D-059.070.002	SWFL-0000113D-059.080.002
SWFL-0000113D-059.110.002	SWFL-0000113D-059.100.002
SWFL-0000113D-059.120.001	SWFL-0000113D-059.140.001
SWFL-0000113D-059.150.001	SWFL-0000113D-059.160.001
SWFL-000013E7-019.030.001	SWFL-000013E7-019.080.002

SWFL-000013E7-019.110.003 SWFL-000013E7-019.140.001
 SWFL-000013E7-019.150.001 SWFL-000013E7-019.160.001
 SWFL-000013E7-019.170.001 SWFL-000019A8-019.110.003
 SWFL-000019A8-019.130.001 SWFL-000019A8-019.140.001
 SWFL-000019A8-019.170.001 SWFL-00001C9F-019.070.001
 SWFL-00001BC9-019.075.001 SWFL-00001402-059.080.001
 SWFL-00001402-059.100.001 SWFL-00001402-059.110.002
 SWFL-00001402-059.120.001 SWFL-00001402-059.140.001
 SWFL-00001402-059.150.001 SWFL-00001402-059.160.001
 MEVD1725
 SWFL-00000E2B-049.050.001 SWFL-00000E2B-049.100.001
 SWFL-00000E2B-049.140.001 SWFL-00000E2B-049.180.001
 SWFL-00000E2B-049.190.002 SWFL-00000E2B-049.210.001
 SWFL-00000E2B-049.220.001 SWFL-00000E2B-049.230.001
 SWFL-00000E2B-049.240.001 SWFL-00000E2B-059.010.001

二. 条件要求

设备要求

PRO 等安卓设备 431 产品，431-G 防盗配钥匙转接头/431-GIII 防盗编程器

软件要求

宝马 V50.54 及以上版本

三. 操作步骤

1. 读取发动机 ISN 码

1.1 进入软件，选择【防盗系统】，如图 1



1.2 点击【确认】，如图 2

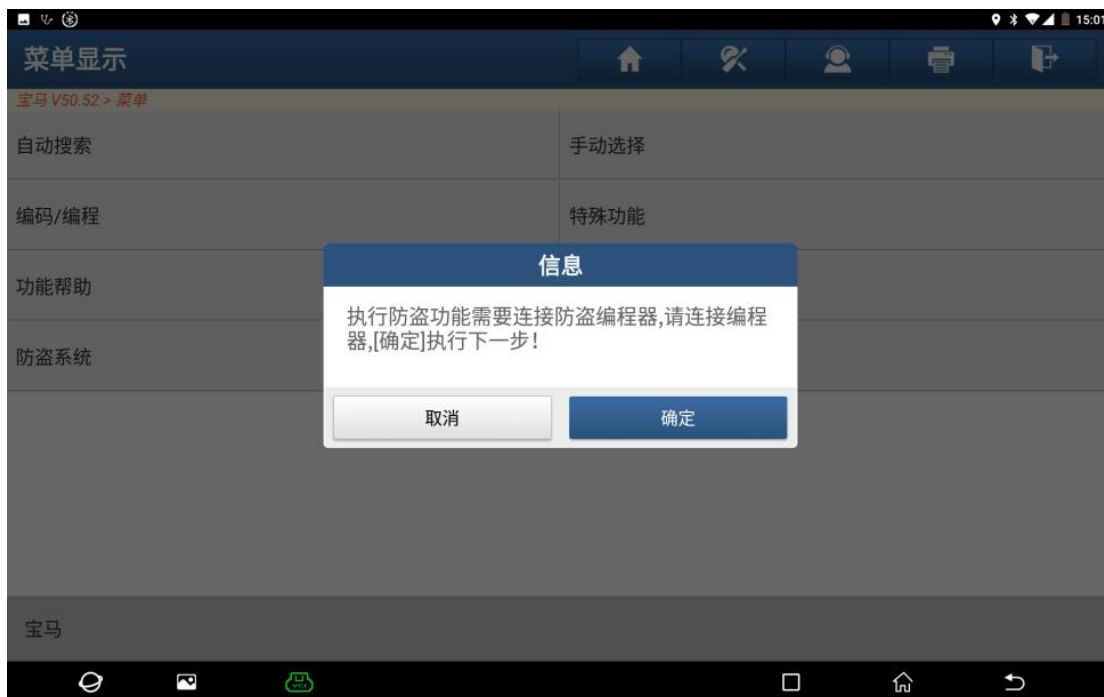


图 2

1.3 进入防盗系统，需要连接 X431-G 防盗钥匙转接头/431-GIII 防盗编程器才能执行下一步，如图 3

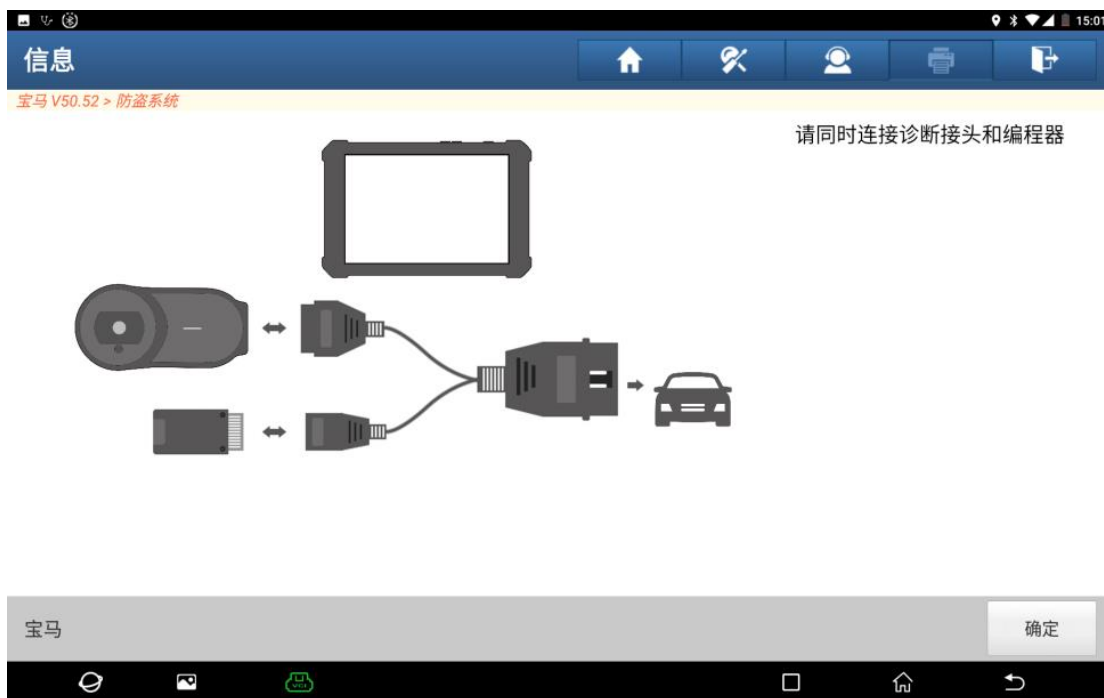


图 3

1.4 点击【发动机系统】，如图 4



图 4

1.5 点击【F 底盘】，如图 5

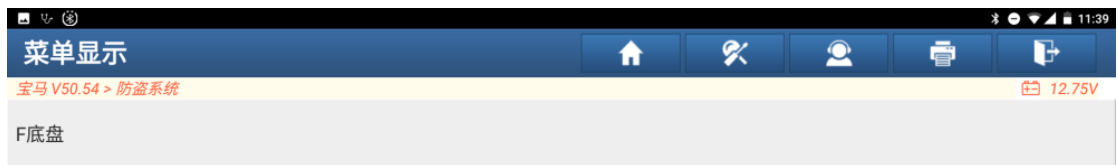


图 5

1.6 选择【读 ISN 码】功能，如图 6



图 6

1.7 读取发动机 ISN 码成功，如图 7

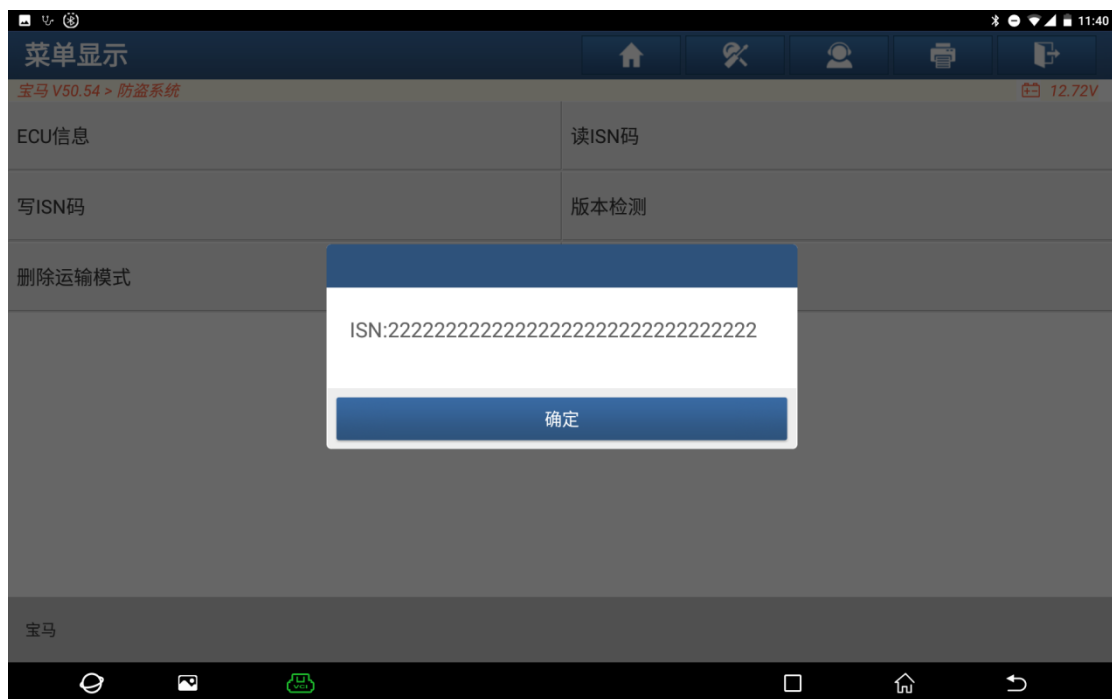


图 7

2. 写入发动机 ISN 码

2.1 进入到相应菜单，点击【写 ISN 码】，如图 8

菜单显示	
ECU信息	读ISN码
写ISN码	版本检测
删除运输模式	认证状态



图 8

2.2 输入要写入的 32 位发动机 ISN 码，点击【确认】按钮，如图 9



图 9

2.3 写入发动机 ISN 码成功，点击【确认】按钮，如图 10

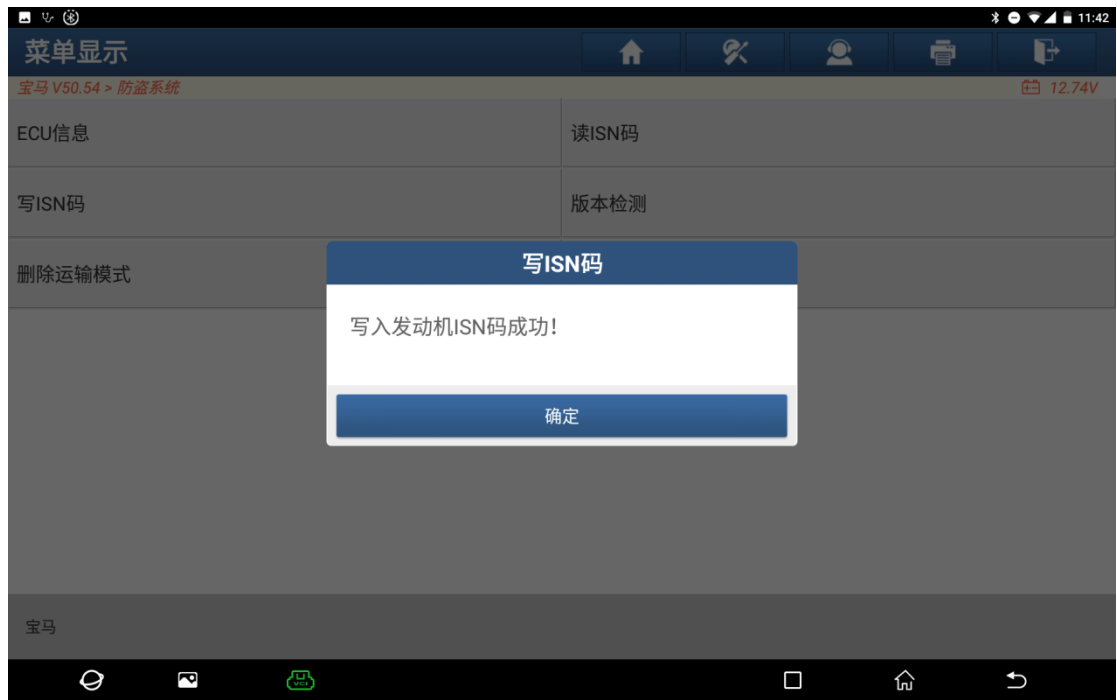


图 10