

LAUNCH

VW 6_Steering_Angle_Learning_Steps Golf_2013

Models:

Golf_2013

Symptom:

The four-wheel alignment the back direction lights, ABS lights, and side-slip lights are on, and the power steering system reports 03803 steering angle without basic setting fault code.

Solution:

Steering angle reset

Used equipment:

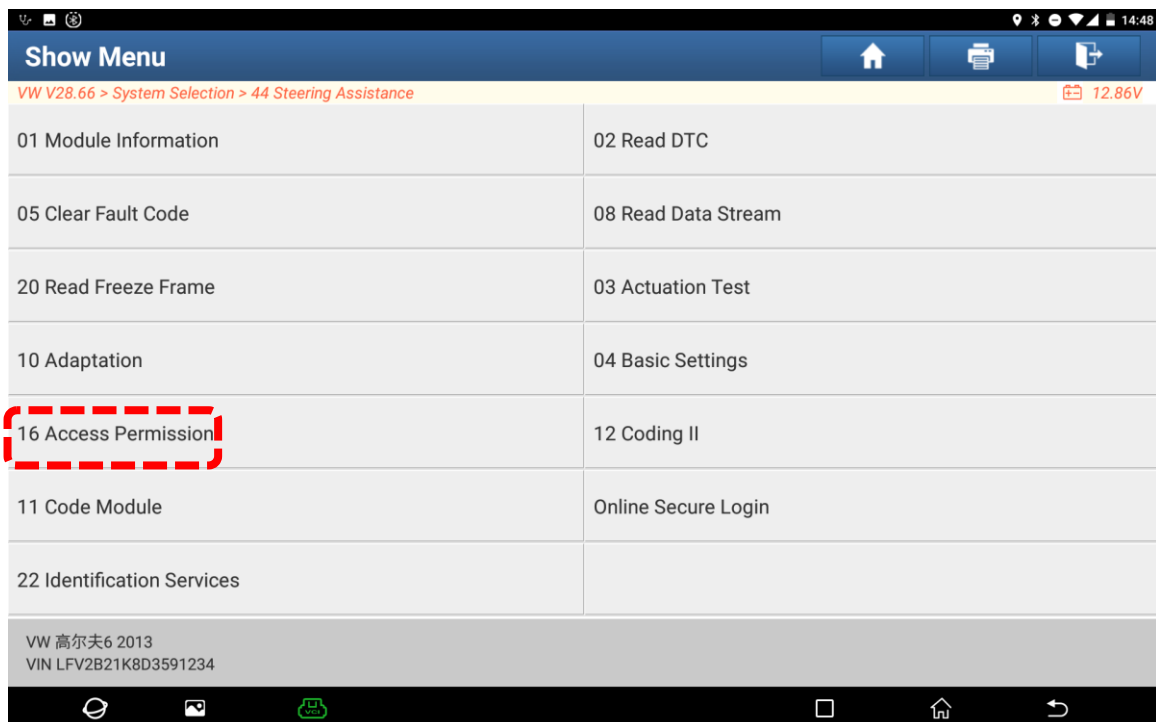
X431-PRO3 V3.0

Software Version:

V28.66

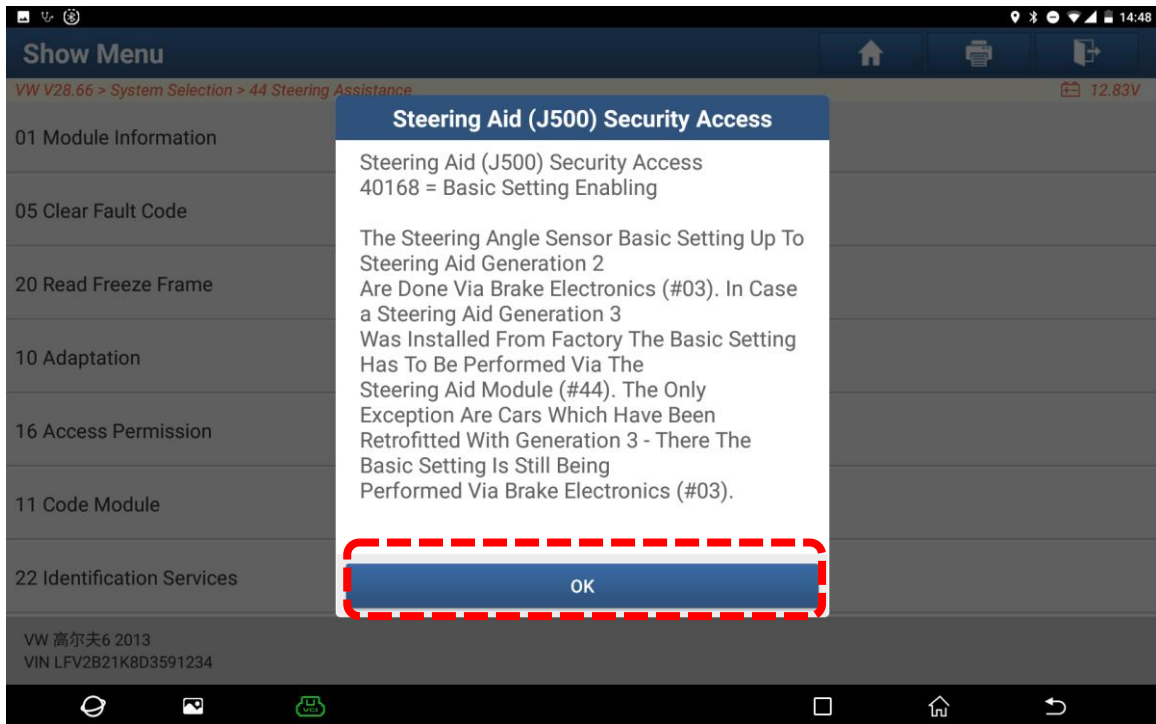
Steps:

1. Select the car system software to enter, select ' 44 Steering Assistance', select '16 Access Permission':

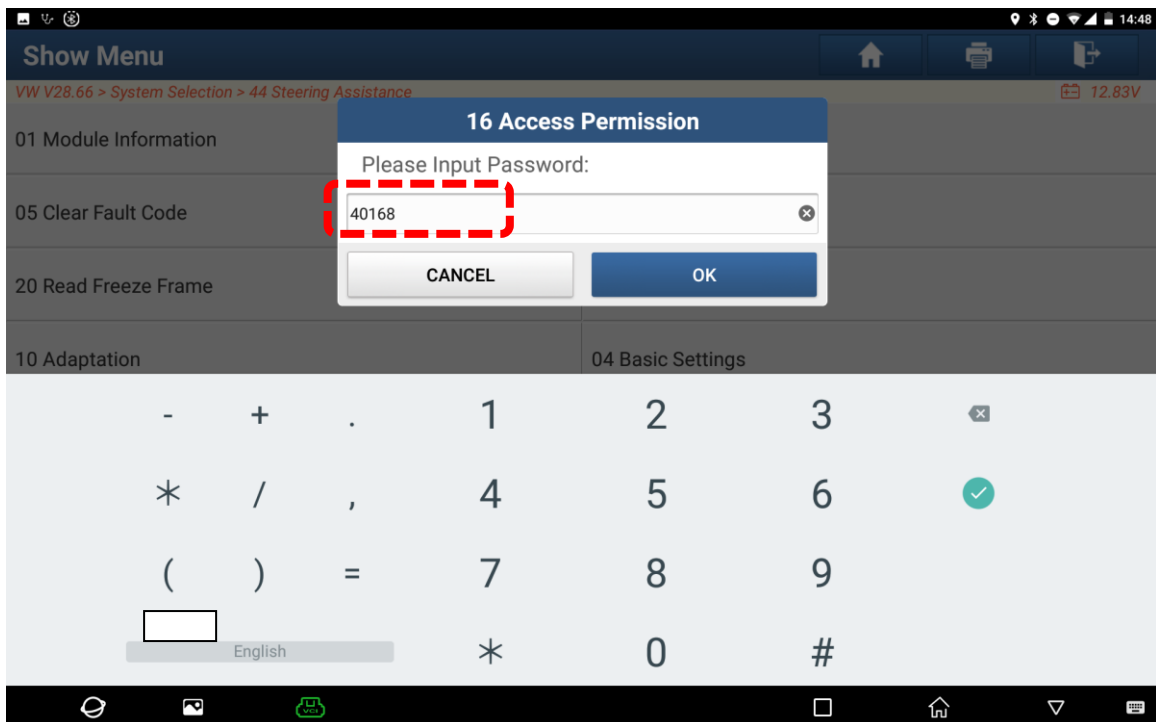


LAUNCH

2. Click OK to enter the secure login.

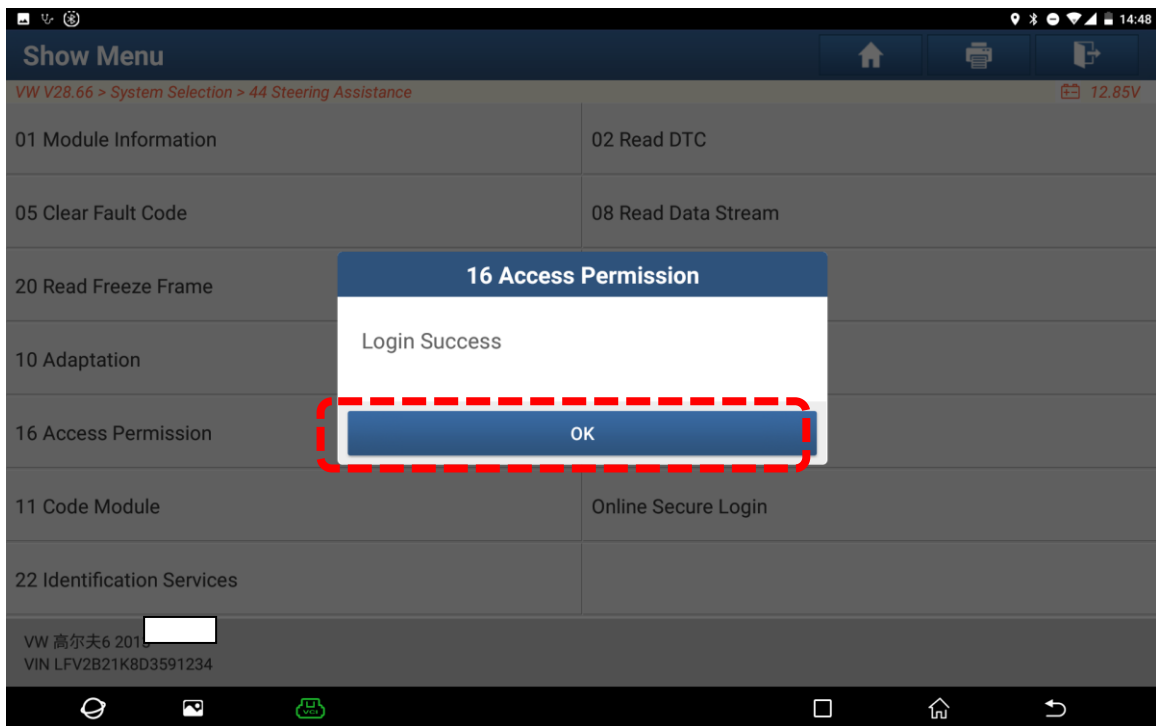


3. Input '40168' and click 'OK' to log in.

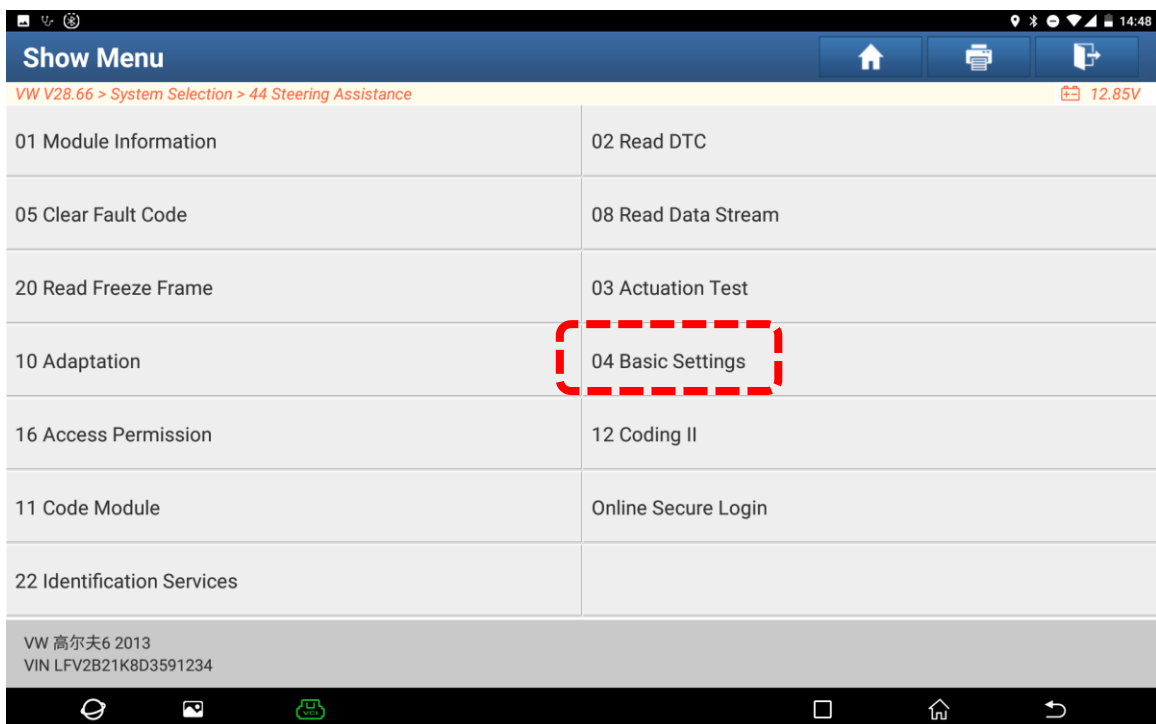


LAUNCH

4. Click OK after successful login.

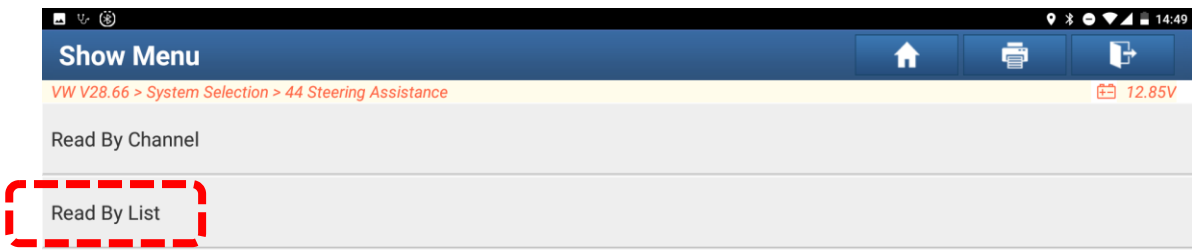


5. Select 'Basic Settings' option to enter.

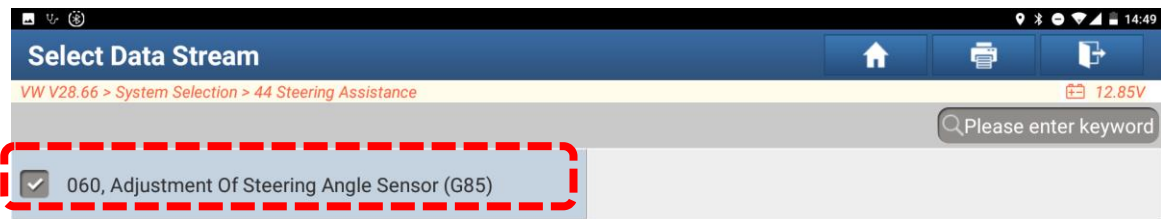


LAUNCH

6. Select 'Read By List' option.



7. Select the '060, Adjustment Of Steering Angle Sensor' option, then click the lower right corner 'OK'.



LAUNCH

8. After entering, compare the positive and negative angles of the steering angle. The difference between the positive and negative angles is preferably within value 10 degrees. Turn the left steering wheel to the end. The current positive angle is 494.10 degrees.

Active Test

VW V28.66 > System Selection > 44 Steering Assistance 12.86V

Name	Value	Unit
060, Adjustment Of Steering Angle Sensor (G85)	060	
060-1, Adjustment	Adjustment	
060-2, Adjustment-Status	Angle Sensor	
060-3, Steering Angle-Sensor (G85)	Impossible	
Steering Angle	494.10	deg

ADJUST Help

VW 高尔夫6 2013
VIN LFFV2B21K8D3591234

9. The negative angle is 492.00, and the angle difference is within 10 degrees, which can be reset.

Active Test

VW V28.66 > System Selection > 44 Steering Assistance 12.85V

Name	Value	Unit
060, Adjustment Of Steering Angle Sensor (G85)	060	
060-1, Adjustment	Adjustment	
060-2, Adjustment-Status	Angle Sensor	
060-3, Steering Angle-Sensor (G85)	Impossible	
Steering Angle	-492.00	deg

ADJUST Help

VW 高尔夫6 2013
VIN LFFV2B21K8D3591234

LAUNCH

10. When the steering wheel is back to the original direction, the steering angle sensor (G85) must be displayed the value 'Possible', then leave the steering wheel with both hands and click the 'ADJUST' option in the lower left corner.

Active Test

VW V28.66 > System Selection > 44 Steering Assistance 12.87V

Name	Value	Unit
060, Adjustment Of Steering Angle Sensor (G85)	060	
060-1, Adjustment	Adjustment	
060-2, Adjustment-Status	Angle Sensor	
060-3, Steering Angle-Sensor (G85)	Possible	
Steering Angle	-0.40	deg

ADJUST Help

VW 高尔夫6 2013
VIN LFBV2B21K8D3591234

11. The 'Adjustment-Status' option shows that it has been calibrated. Exit and clear the fault code then do a road test. The fault light sometimes goes out after the road test. If the road test light still does not go off, repeat the reset procedure.

Active Test

VW V28.66 > System Selection > 44 Steering Assistance 12.85V

Name	Value	Unit
060, Adjustment Of Steering Angle Sensor (G85)	060	
060-1, Adjustment	Angle Sensor	
060-2, Adjustment-Status	Calibrated	
060-3, Steering Angle-Sensor (G85)		
Information		

ADJUST Help

VW 高尔夫6 2013
VIN LFBV2B21K8D3591234

END