

Instructions for Throttle Learning

[Function Description]

1. Perform this function after reconnection of the disconnected power supply.
2. Perform this function after reinstallation of the removed ECU.
3. Perform this function after reinstallation of the cleared or removed throttle.
4. Perform this function after reinstallation of the removed accelerator pedal (throttle pedal).

[Attentions]

1. Turn on the ignition switch before performing this function.
2. Engine Control Unit has no fault code.
3. Vehicle supply voltage is not under 11.5V.
4. Do not press the accelerator pedal.
5. The coolant temperature is between 10-95°C.
6. Turn off all the electric equipments, such as Air Conditioner.

If the matching completed with error, possible reasons are as below:

1. Throttle does not reach the idle stop, such as carbon deposit or throttle dragline adjustment incorrect, throttle stuck.
2. Battery voltage too low.
3. Throttle control unit or lead damaged.
4. Engine started or throttle pedal pressed during the adaptation.
5. Throttle body too dirty.

[Instructions]

1. Turn on the ignition, properly connect the connector and then select VW car model software.
2. Select [Special Function]->[Throttle Learning].

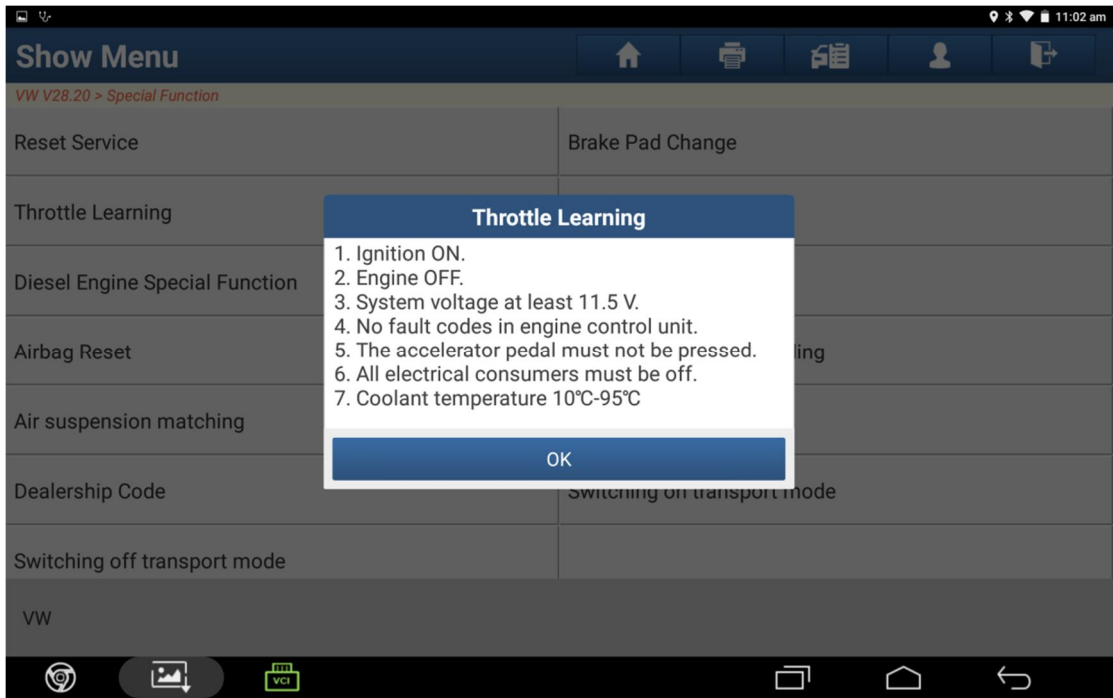
Show Menu	
VW V28.20 > Menu	
Health Report	System Scan
System Selection	Special Function
Online function	VW Crafter (LT3) Light Trucks
Guided Functions	Procedures

VW

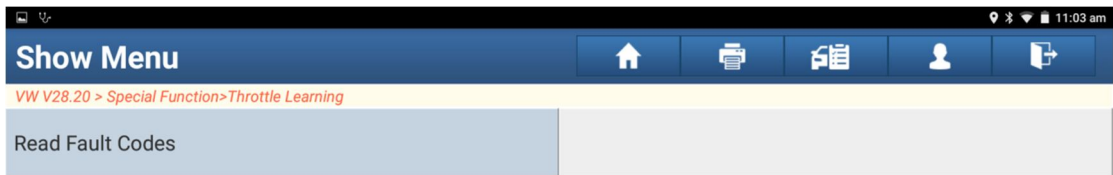
Show Menu	
VW V28.20 > Special Function	
Reset Service	Brake Pad Change
Throttle Learning	Steering Angle Learning
Diesel Engine Special Function	Battery Matching
Airbag Reset	Anti-theft password reading
Air suspension matching	ID:ff,ff,09,40,not found
Dealership Code	Switching on transport mode
Switching off transport mode	

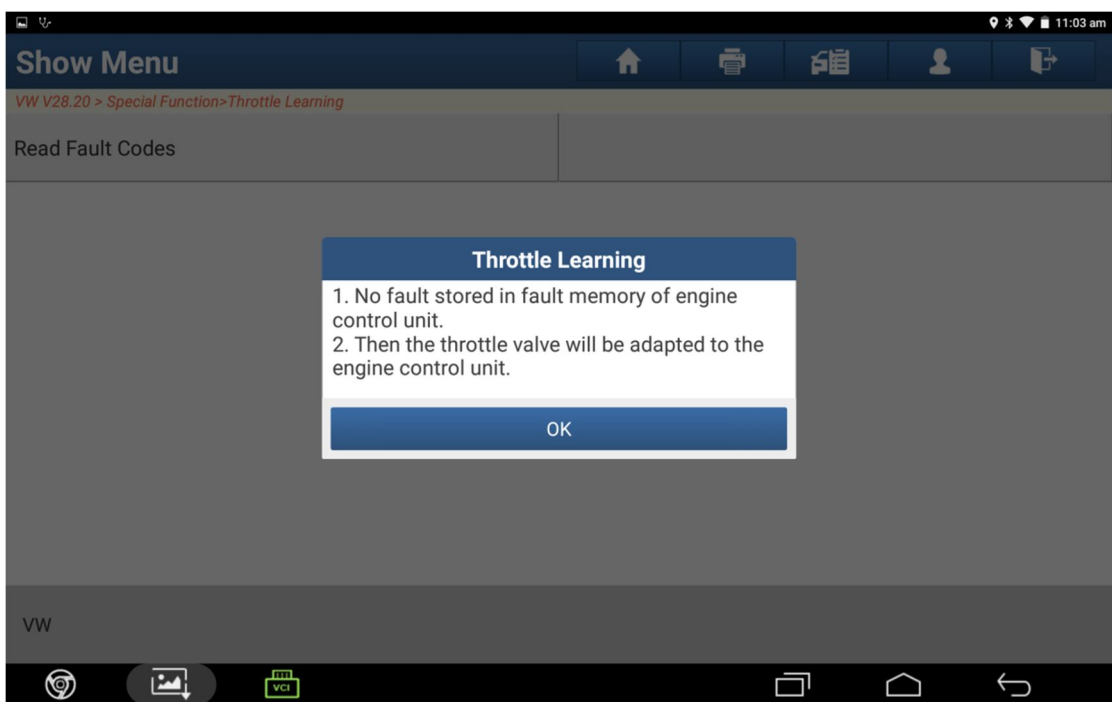
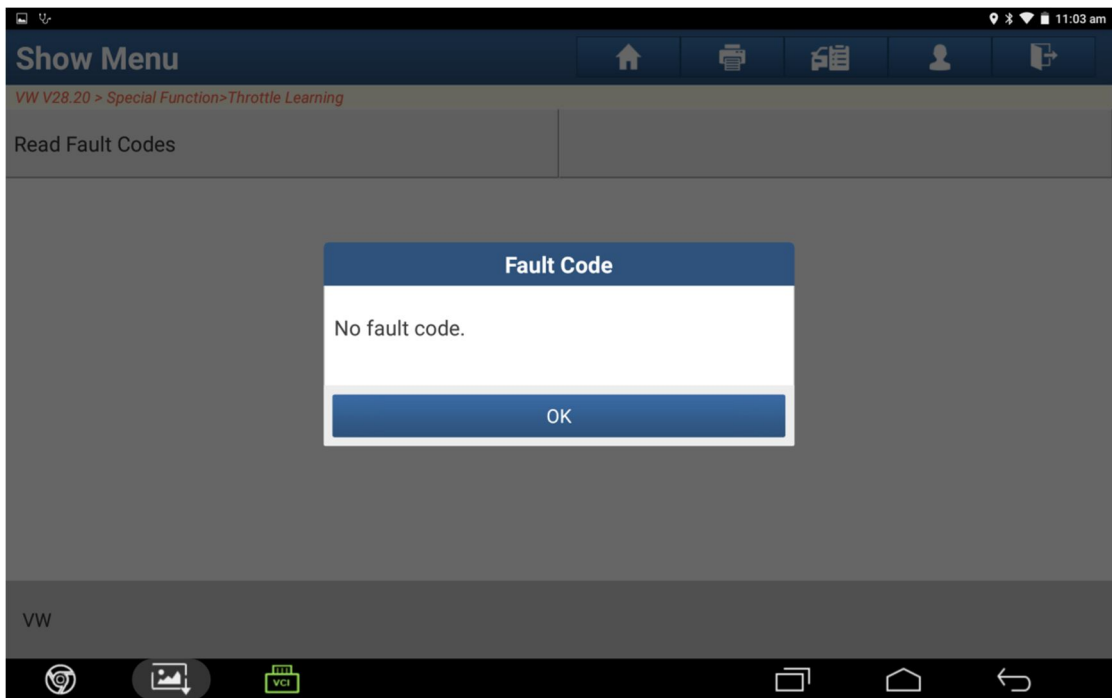
VW

3. Confirm whether the requirements are satisfied. If yes, click [OK].

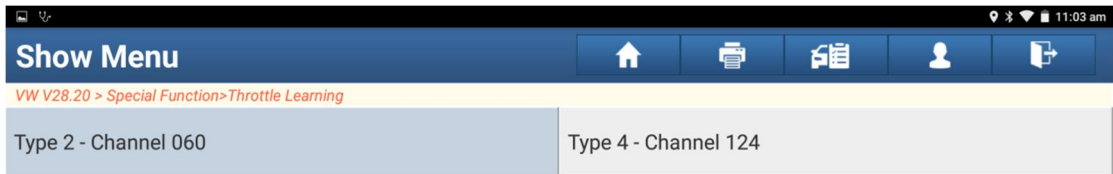


4. Now [Read fault codes] and [Clear fault code] to ensure there's no throttle related fault code in the ECU.

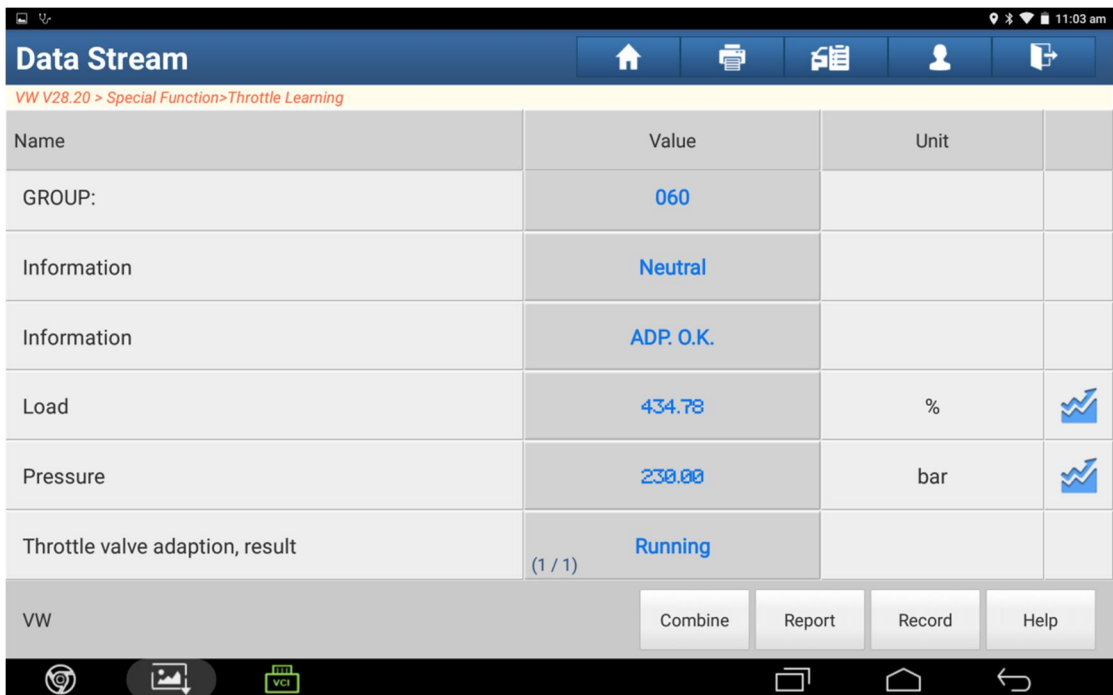




5. After reading and clearing the fault code, enter the menu as shown below, select the type as needed. Here select [Type 2 – Channel 060]. The operation steps for [Type 4 – Channel 124] are similar.



6. The execution interface is as below. When the value of "Throttle valve adaption, result" changes from "Running" to "Finished correctly", the throttle learning function is finished and will return.





Name	Value	Unit	
GROUP:	060		
Information	Neutral		
Information	ADP. O.K.		
Load	434.78	%	
Pressure	230.00	bar	
Throttle valve adaption, result	(1 / 1) Finished correctly		

VW

Combine Report Record Help

7. After return, turn off the ignition and save the **adaptation value**. The throttle learning is finished correctly.

Name	Value	Unit	
GROUP:	060		
Information			
Information			
Load		%	
Pressure	230.00	bar	
Throttle valve adaption, result	(1 / 1) Finished correctly		

VW

Combine Report Record Help

Throttle Learning

1. Switch off the ignition 5 seconds to save the throttle adaption valve.
2. Throttle Body Adaption Completed.

OK