

2010现代劳恩斯后电动座椅电路图

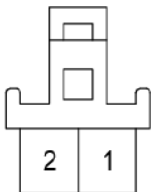
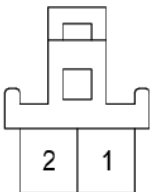
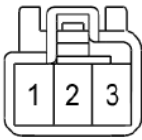
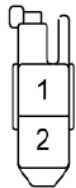
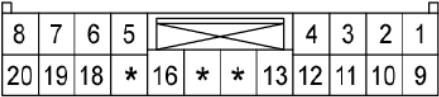
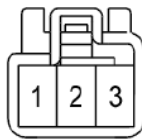

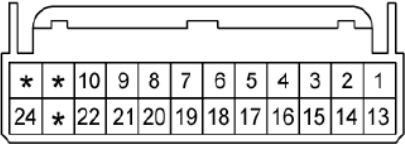
摘要:

该文档主要描述2010现代劳恩斯后电动座椅电路图。

关键字:

2010 现代 劳恩斯 电路图 座椅 后电动座椅

LAUNCH

<p>F31</p> 	<p>F32</p> 	<p>S63</p> 	<p>S64</p> 																																														
<p>S68</p>  <table border="1" data-bbox="208 629 645 725"> <tr> <td>8</td><td>7</td><td>6</td><td>5</td><td colspan="2" style="text-align:center">X</td><td>4</td><td>3</td><td>2</td><td>1</td> </tr> <tr> <td>20</td><td>19</td><td>18</td><td>*</td><td>16</td><td>*</td><td>*</td><td>13</td><td>12</td><td>11</td><td>10</td><td>9</td> </tr> </table>	8	7	6	5	X		4	3	2	1	20	19	18	*	16	*	*	13	12	11	10	9	<p>S69</p> 	<p>S70</p> 	<p>S74</p>  <table border="1" data-bbox="1615 608 2018 751"> <tr> <td>*</td><td>*</td><td>10</td><td>9</td><td>8</td><td>7</td><td>6</td><td>5</td><td>4</td><td>3</td><td>2</td><td>1</td> </tr> <tr> <td>24</td><td>*</td><td>22</td><td>21</td><td>20</td><td>19</td><td>18</td><td>17</td><td>16</td><td>15</td><td>14</td><td>13</td> </tr> </table>	*	*	10	9	8	7	6	5	4	3	2	1	24	*	22	21	20	19	18	17	16	15	14	13
8	7	6	5	X		4	3	2	1																																								
20	19	18	*	16	*	*	13	12	11	10	9																																						
*	*	10	9	8	7	6	5	4	3	2	1																																						
24	*	22	21	20	19	18	17	16	15	14	13																																						

LAUNCH