

## 2010 CX-7 电路图连接器

### 摘要:

该文档主要描述 2010 年 CX-7 电路图里面的连接器端子定义。

### 关键字:

2010 马自达 CX-7 电路图 符号 保险丝 连接器 端子 线束

LAUNCH

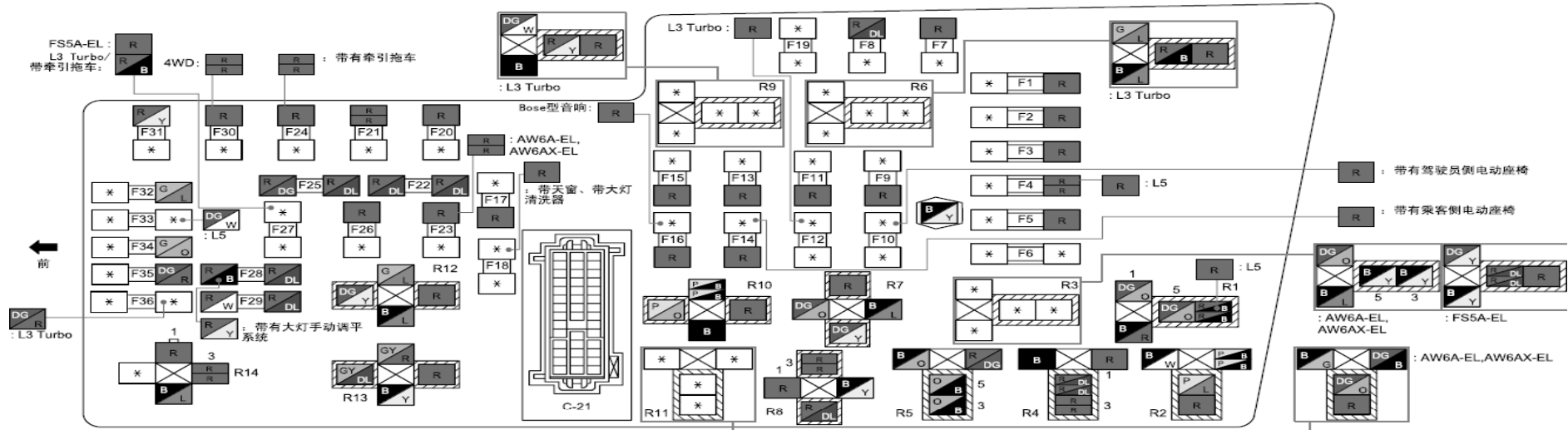
## 目录

1. 保险丝盒 (L3 Turbo, L5)	1
1.1 F-01 主保险丝盒	1
1.2 F-02 保险丝盒	2
1.3 F-03 继电器盒	3
2. 常用连接器	4
2.1 C-01 点火开关	4
2.2 C-02 前端线束-仪表板线束	4
2.3 C-03 前端线束-后端线束	5
2.4 C-04 仪表板线束-后端线束	6
2.5 C-05 仪表板线束-后端线束	7
2.6 C-06 仪表板线束-后端线束	8
2.7 C-08 仪表板线束-短线	9
2.8 C-09 排放线束-短线 (L3 Turbo), 排放线束-喷射线束 (L5)	9
2.9 C-10 排放线束-短线	10
2.10 C-12 后端线束-短线	10
2.11 C-13 后端线束-短线	11
2.12 C-14 后端线束-车内灯线束	12
2.13 C-15 短线连接	13
2.14 C-16 后端线束-后 2 号线束	13
2.15 后端线束-1 号车门线束	14
2.16 C-18 后端线束-2 号车门线束	15
2.17 C-19 后端线束-3 号车门线束	16
2.18 C-20 后端线束-4 号车门线束	16
2.19 C-21 前端线束-排放线束 (L3 Turbo, L5), 前端线束-发动机线束 (MZR-CD 2.2)	17

2.20	C-22 前端线束-仪表板线束.....	18
2.21	C-23 仪表板线束-短线.....	18
2.22	C-24 前端线束-短线.....	19
2.23	C-25 后端线束-短线.....	19
2.24	C-26 前端线束-短线.....	20
2.25	C-27 后端线束-短线.....	20
2.26	C-29 后端线束-短线.....	20
2.27	C-30 后端线束-2号车内灯线束.....	21
2.28	C-31 前端线束-短线.....	21
2.29	C-32 后端线束-短线.....	22
2.30	C-33 前端线束-前2号线束.....	22
2.31	C-34 前端线束-前2号线束.....	23
2.32	C-35 后端线束-短线.....	23
2.33	C-36 前端线束-短线.....	24
2.34	C-37 后端线束-前2号线束.....	24
2.35	C-38 前端线束-短线.....	25
2.36	C-42 后端线束-短线.....	25
2.37	C-43 后端线束-短线.....	26

# 1. 保险丝盒 (L3 Turbo, L5)

## 1.1 F-01 主保险丝盒



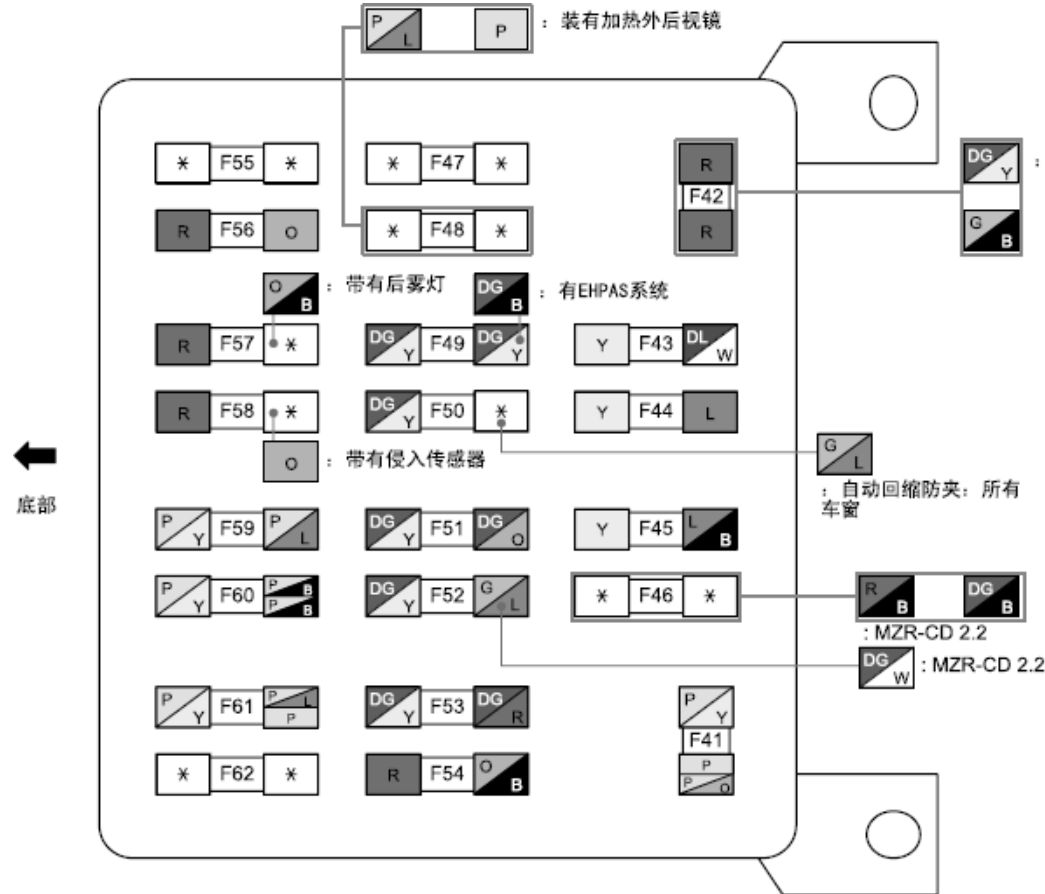
说明: 从接线端侧检查

[ ] 名称标注在保险丝盒盖上 &19: AW6A-EL、AW6AX-EL  
 [ < > ] 若装备 < > 未使用

编号	保险丝的名称	保险丝额定电流	编号	保险丝的名称	保险丝额定电流
F1	FAN 1	40A	F19	<DSC>	<7.5A>
F2	IG KEY1	40A	F20	FOG	15A
F3	FAN 2	40A	F21	STOP	10A
F4	FUEL PUMP	30A	F22	HEAD HI RH	15A
F5	BLOWER	40A	F23	TNS	15A
F6	<PCS>	<50A>	F24	HORN	20A
F7	ABS 1	40A	F25	HEAD HI LH	15A
F8	ABS 2	20A	F26	A/C	10A
F9	ENGINE	30A	F27	[TRAILER/TCM]	[20A]
F10	[P.SEAT(D)]	[30A]	F28	HEAD LO LH	15A
F11	D.LOCK	20A	F29	HEAD LO RH	15A
F12	INJ 1	30A	F30	ENG B+	25A
F13	P.WIND	30A	F31	HAZARD	10A
F14	[P.SEAT(P)]	[30A]	F32	ENG BAR 1	15A
F15	IG KEY2	40A	F33	[INJ 2]	[10A]
F16	[BOSE]	[30A]	F34	ECM	10A
F17	DEF	30A	F35	ENG BAR 2	7.5A
F18	[H/L CLEAN/ROOF]	[20A]	F36	[ETC]	[10A]

编号	继电器的名称	编号	继电器的名称
R1	燃油泵继电器 (CIRCUIT)	R8	大灯继电器 (HEAD)
R2	后车窗除霜器继电器 (DEF)<(ENGINE)>	R9	[燃油喷油器继电器 (INJ)]
R3	2号启动机继电器 ← &19 (STARTER 2)<(AT MAIN)> AT主继电器 ← F55A-EL (STARTER 2)>(AT MAIN)	R10	鼓风机继电器 (HEATER)
R4	TNS继电器 (TNS)	R11	[倒车灯继电器 (R.LAMP)]
R5	前雾灯继电器 (F.FOG)	R12	2号冷却风扇继电器 (FAN 2)
R6	[燃油泵速度控制继电器 (FUEL PUMP)]	R13	1号启动机继电器 (STARTER)
R7	1号冷却风扇继电器 (FAN MAIN)	R14	主继电器 (ENGINE)<(DEF)>

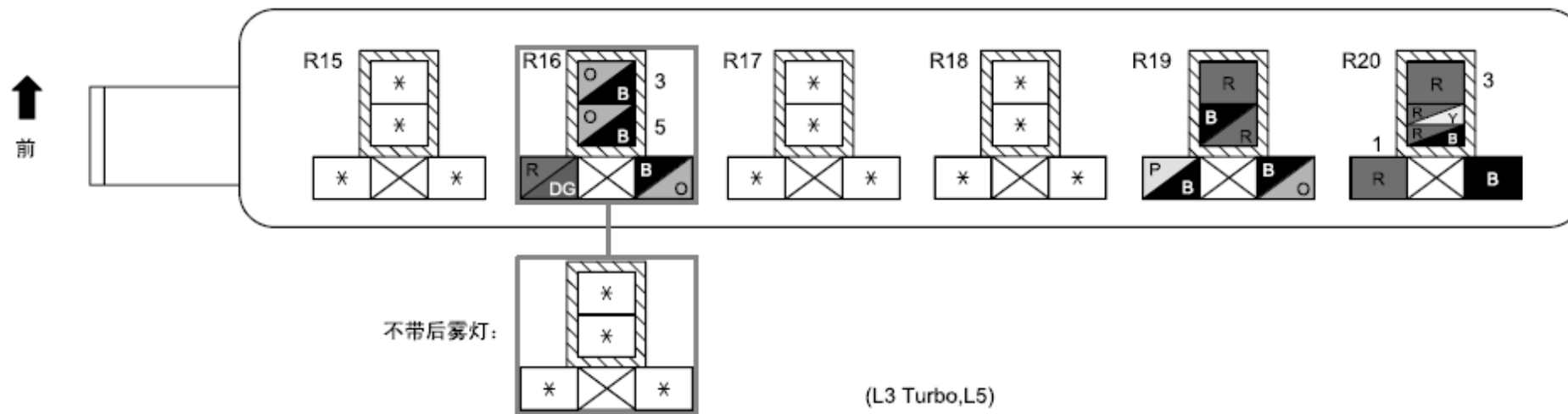
## 1.2 F-02保险丝盒



编号	保险丝的名称	保险丝额定电流	编号	保险丝的名称	保险丝额定电流
F41	WIPER	20A	F52	ENGINE	15A
F42	P.WIND2	30A	F53	METER	15A
F43	OUTLET 1	15A	F54	ILLUMI	10A
F44	P.MIR	7.5A	F55	*	*
F45	OUTLET 2	15A	F56	ROOM	15A
F46	[SCR]	[10A]	F57	[R.FOG]	[10A]
F47	*	*	F58	[SIREN]	[5A]
F48	[M.DEF]	[7.5A]	F59	[SEAT]	[20A]
F49	[ENGBAR 3/P/ST]	[7.5A]	F60	A/C	10A
F50	[P.WIND]	[15A]	F61	R.WIP	10A
F51	A/B	7.5A	F62	*	*

[ ] 若装备

### 1.3 F-03继电器盒



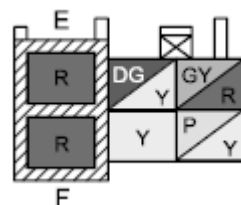
编号	继电器的名称	编号	继电器的名称
R15	*	R18	* {F.FOG}
R16	[后雾灯继电器 {R.FOG}]	R19	A/C继电器 {A/C}
R17	* {STOP}	R20	喇叭继电器 {HORN}

[ ] 名称标注在保险丝盒盖上

[ ] 若装备

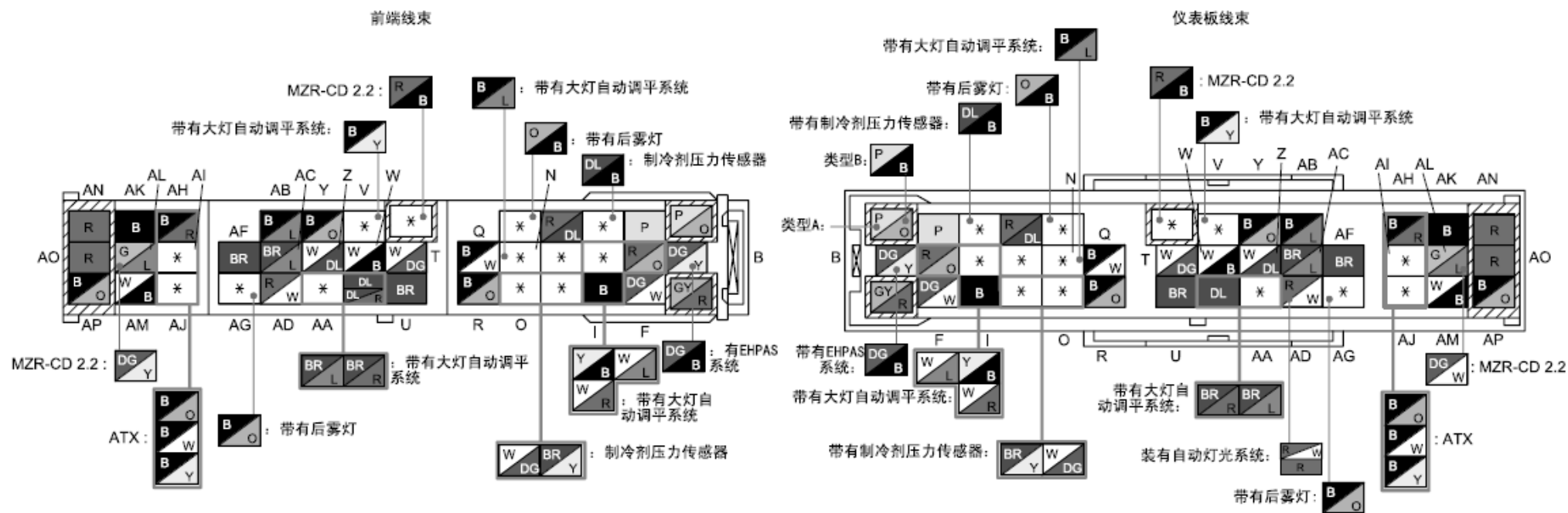
## 2. 常用连接器

### 2.1 C-01点火开关



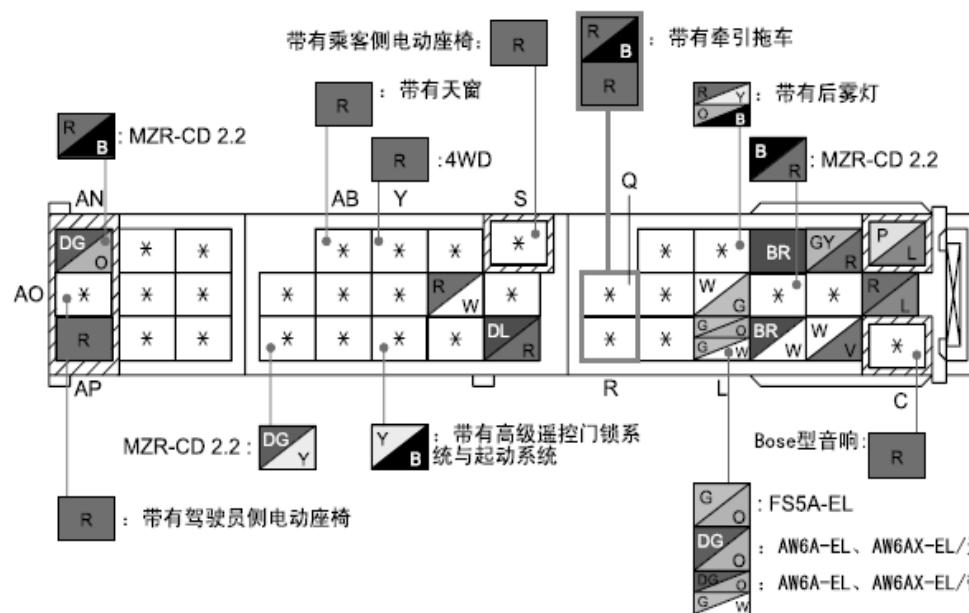
### 2.2 C-02前端线束-仪表板线束

有两种电路（A类和B类）。

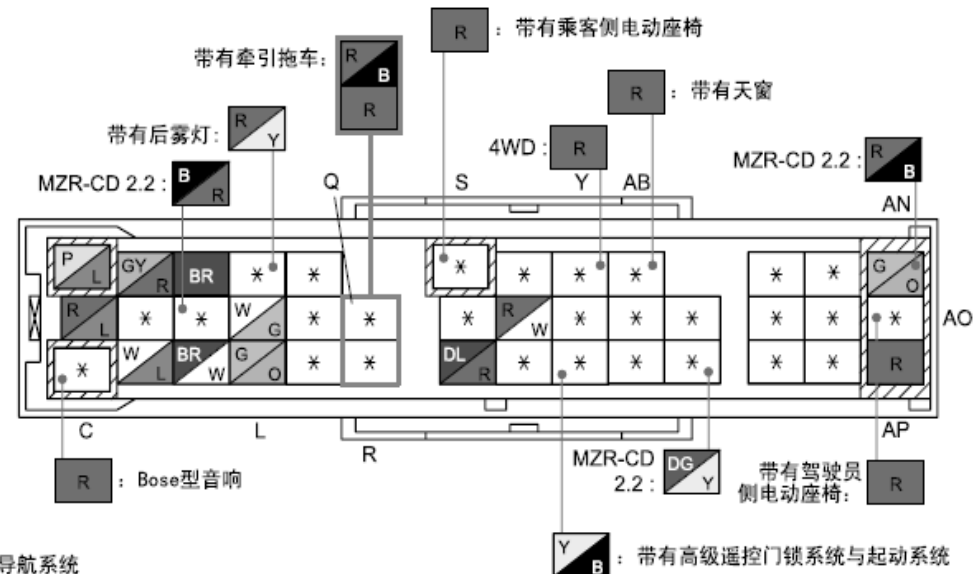


## 2.3 C-03前端线束-后端线束

前端线束



后端线束

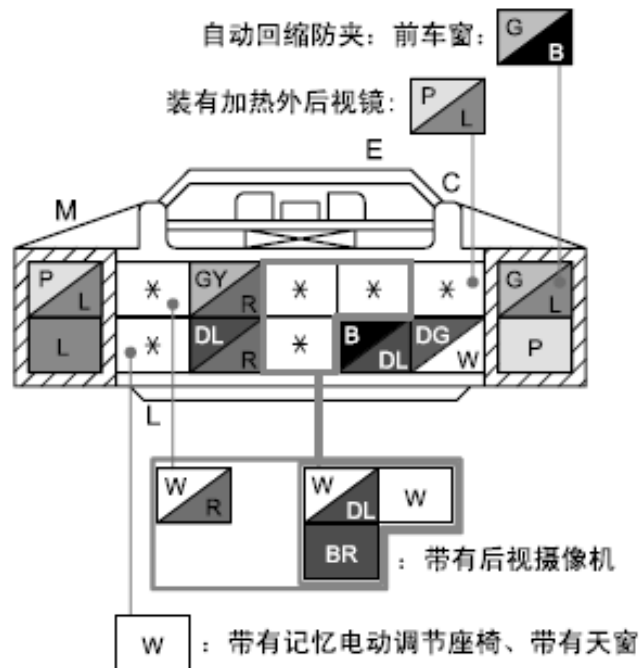




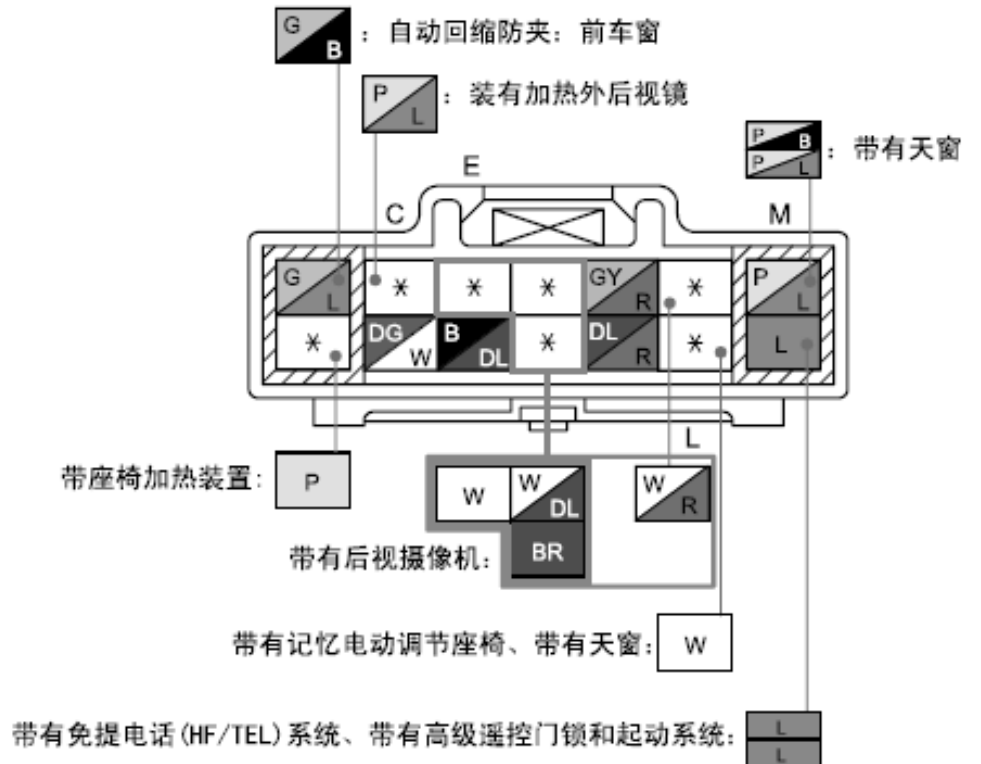


## 2.5 C-05仪表板线束-后端线束

仪表板线束

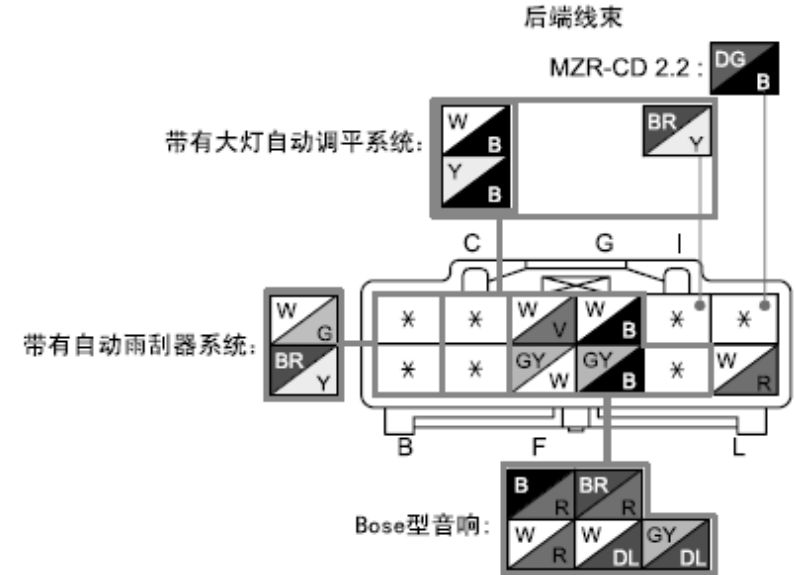
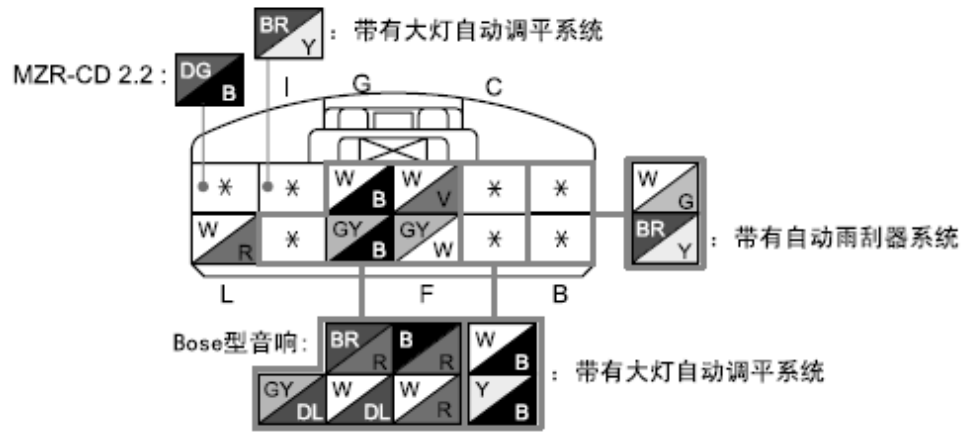


后端线束

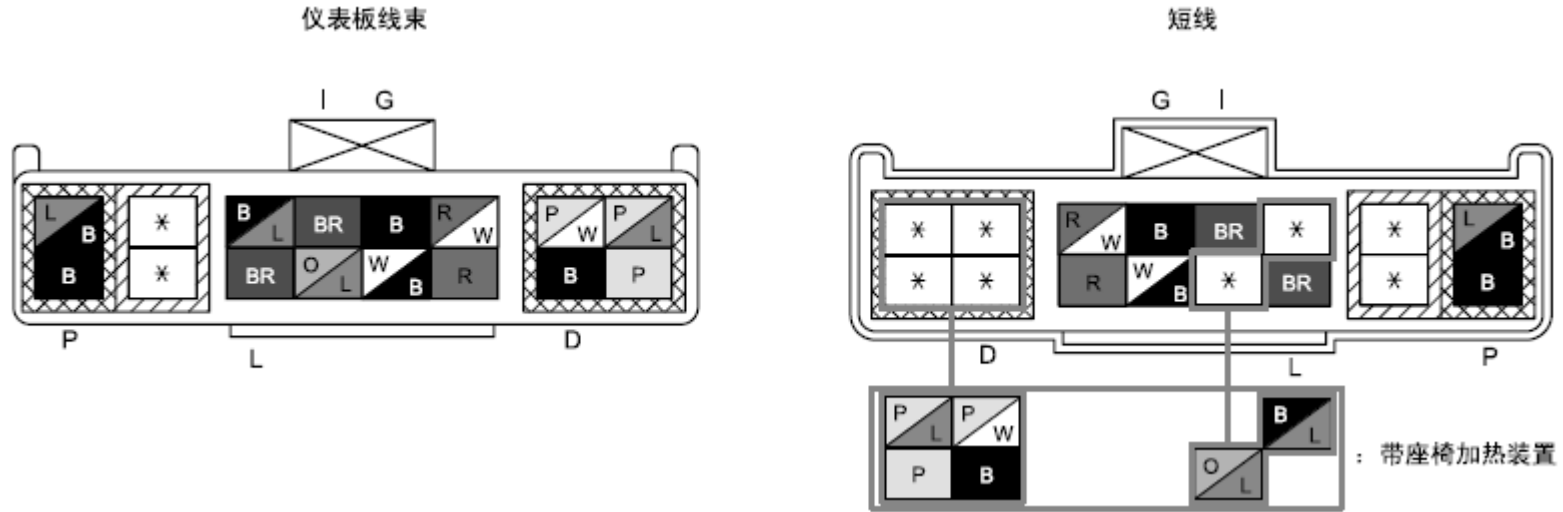


## 2.6 C-06仪表板线束-后端线束

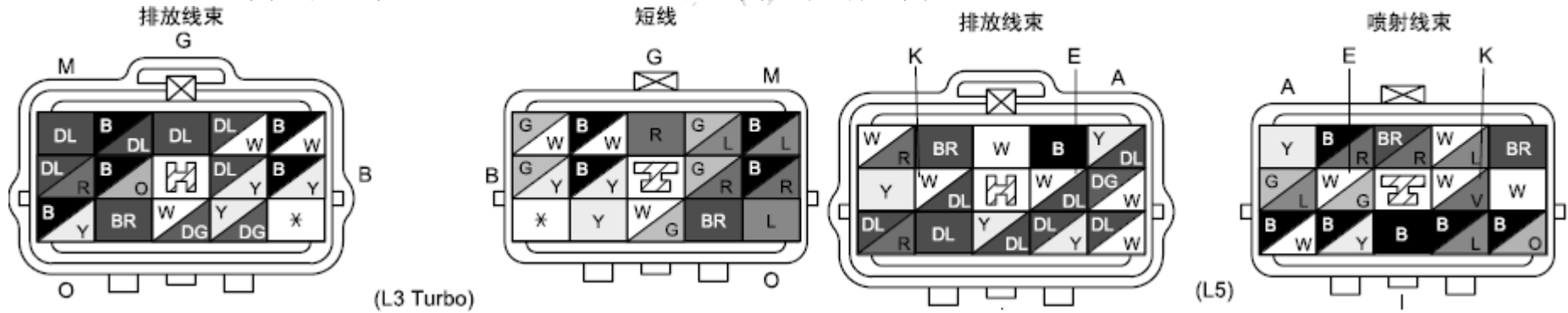
仪表板线束



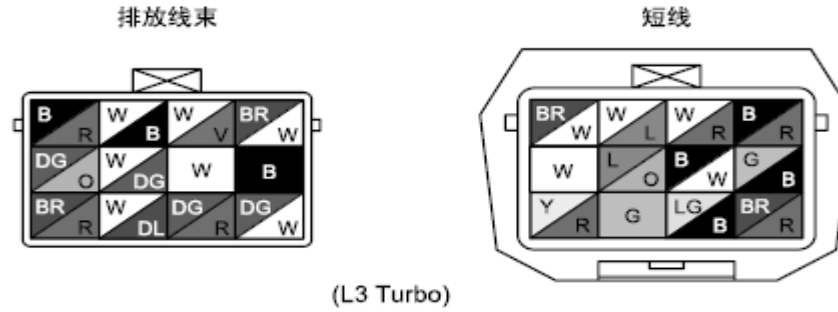
## 2.7 C-08仪表板线束-短线



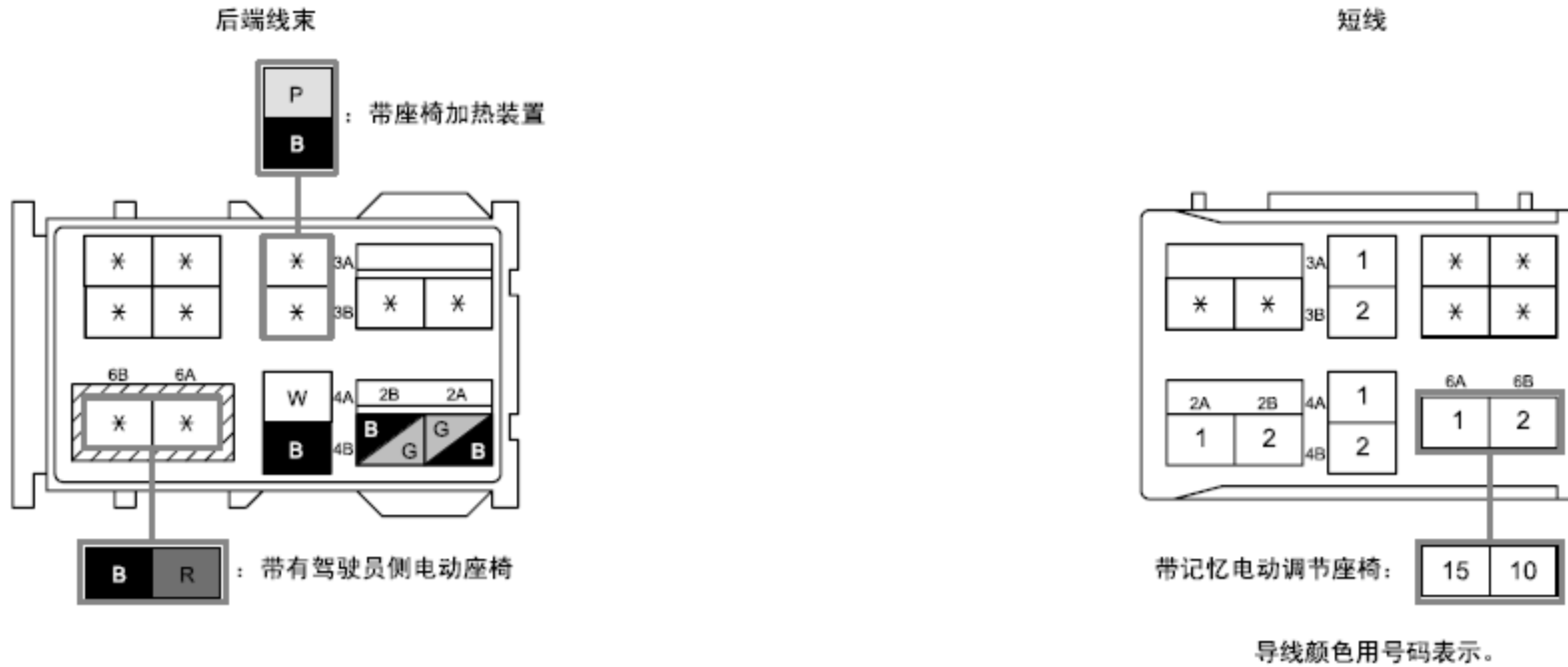
## 2.8 C-09排放线束-短线 (L3 Turbo), 排放线束-喷射线束 (L5)



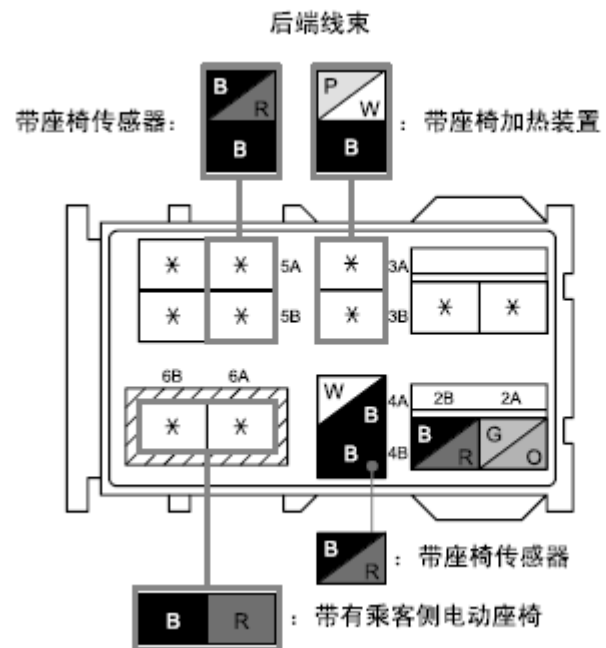
## 2.9 C-10排放线束-短线



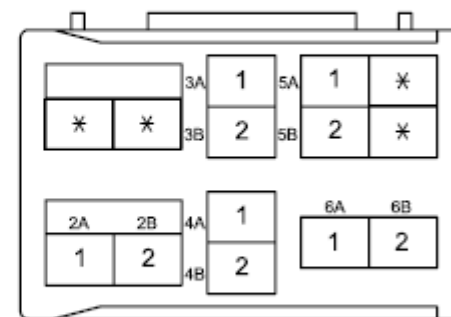
## 2.10 C-12后端线束-短线



## 2.11 C-13后端线束-短线

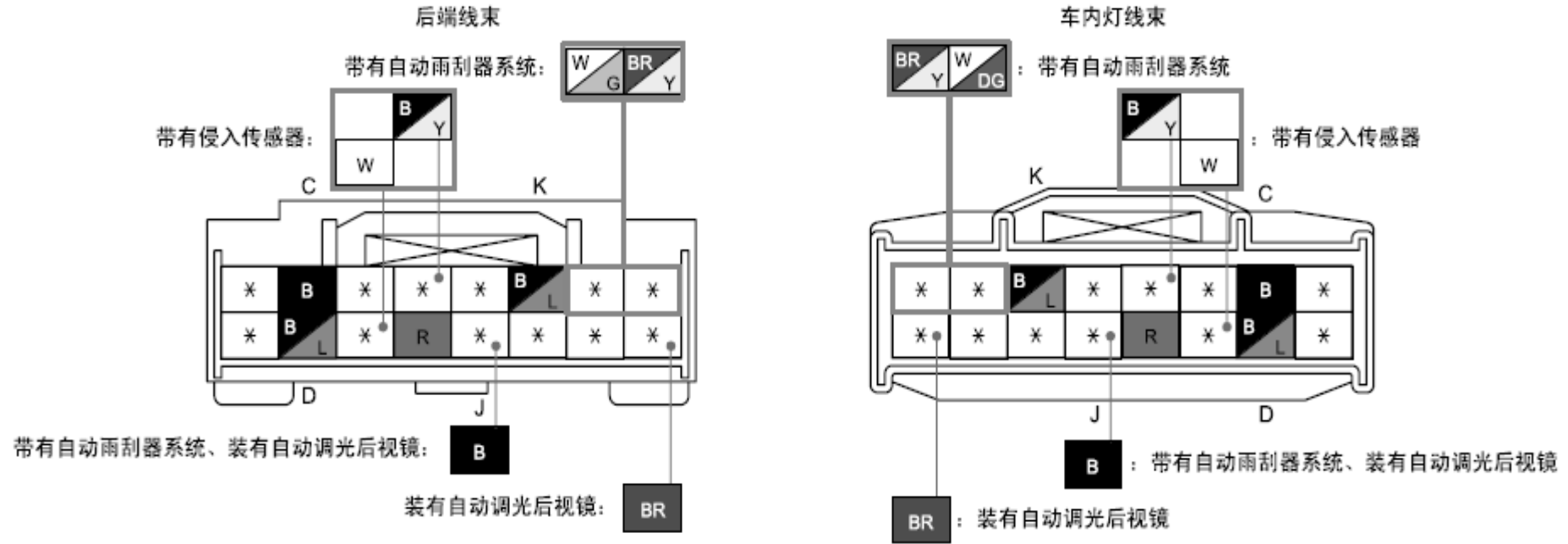


短线

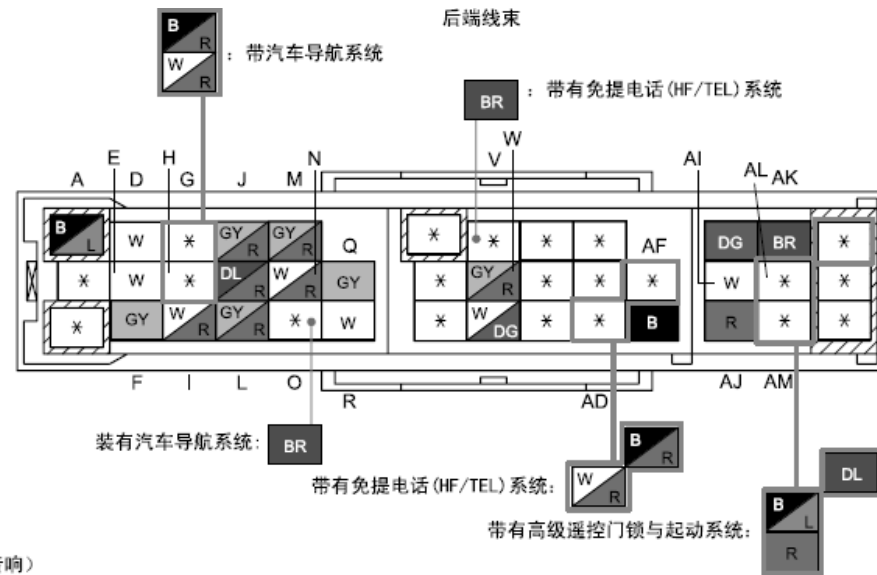
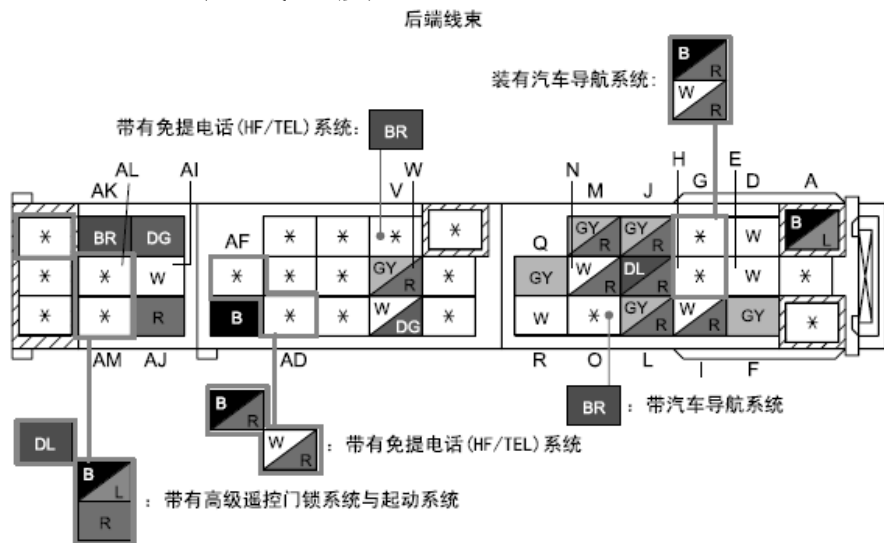


导线颜色用号码表示。

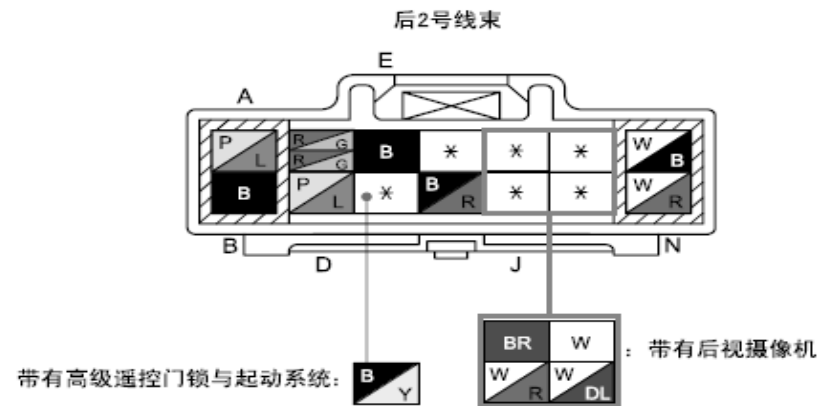
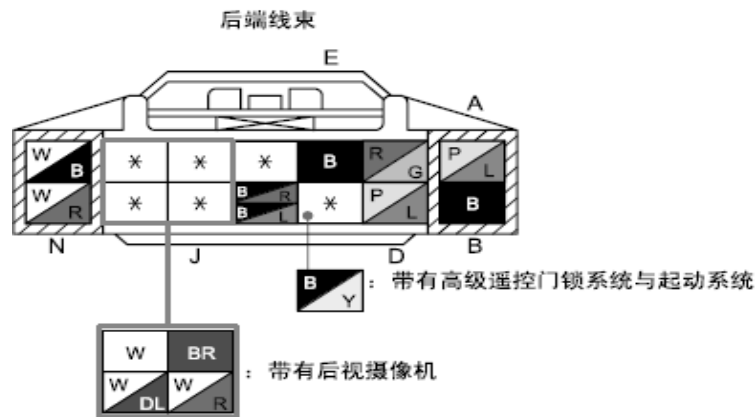
## 2.12 C-14后端线束-车内灯线束



### 2.13 C-15短接线连接

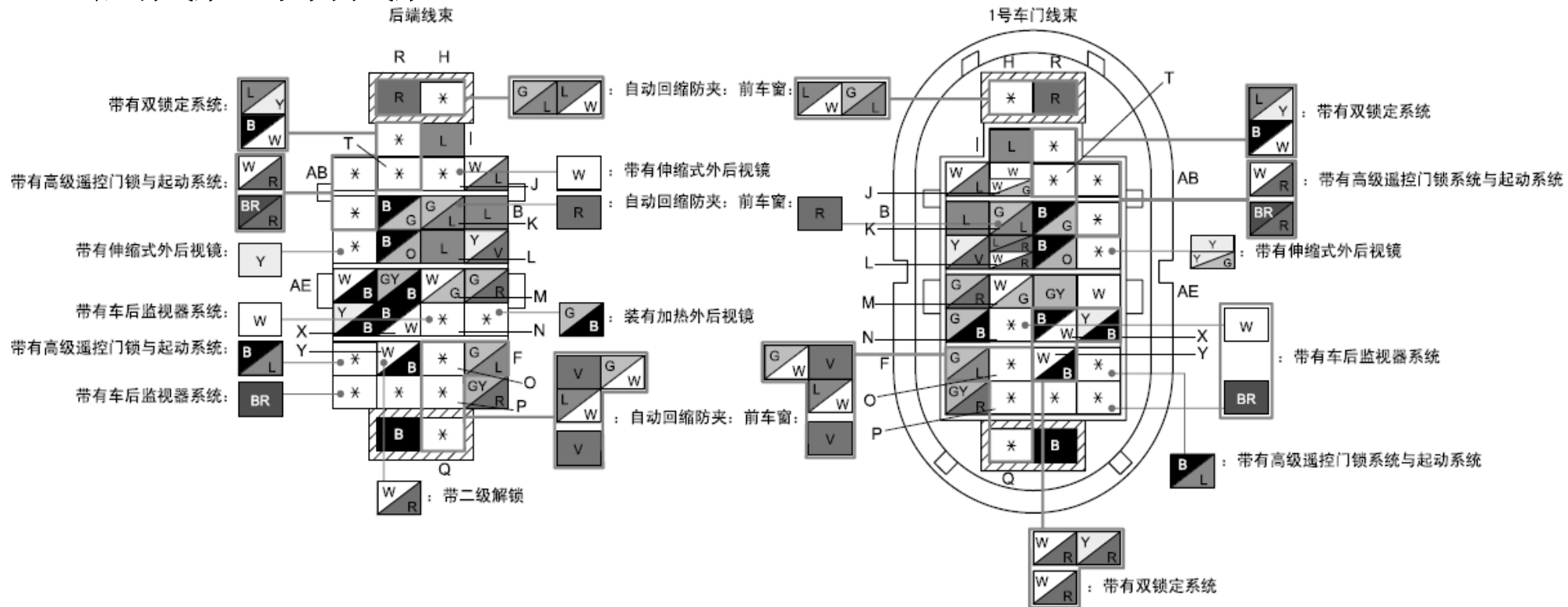


### 2.14 C-16后端线束-后2号线束



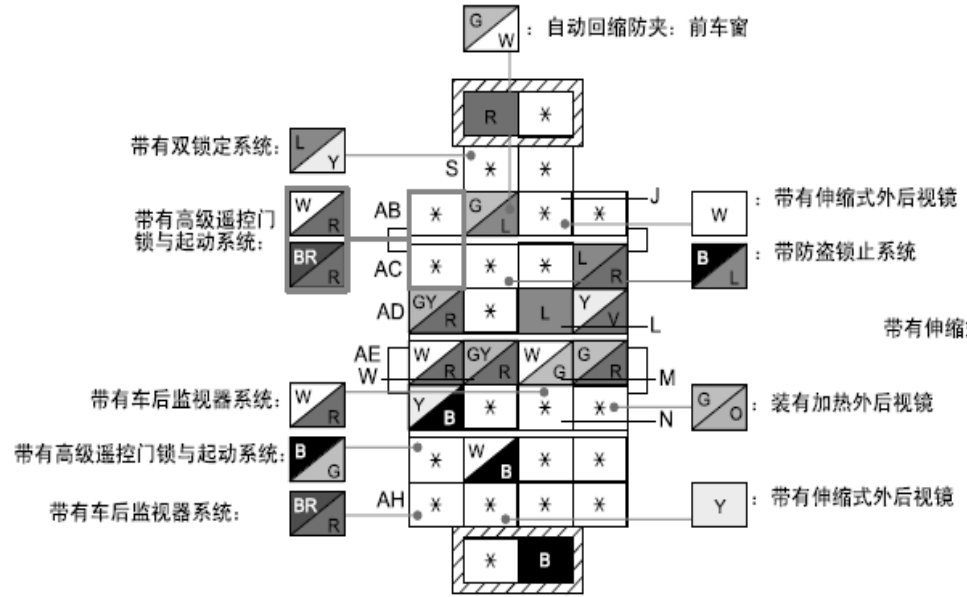


## 2.15 后端线束-1号车门线束

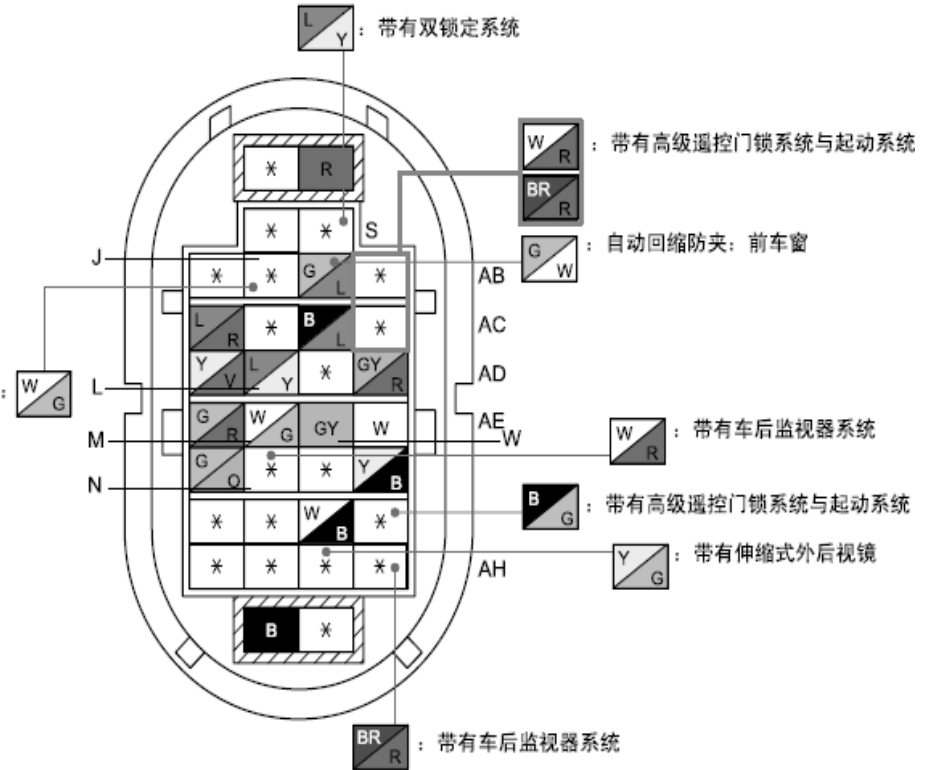


## 2.16 C-18后端线束-2号车门线束

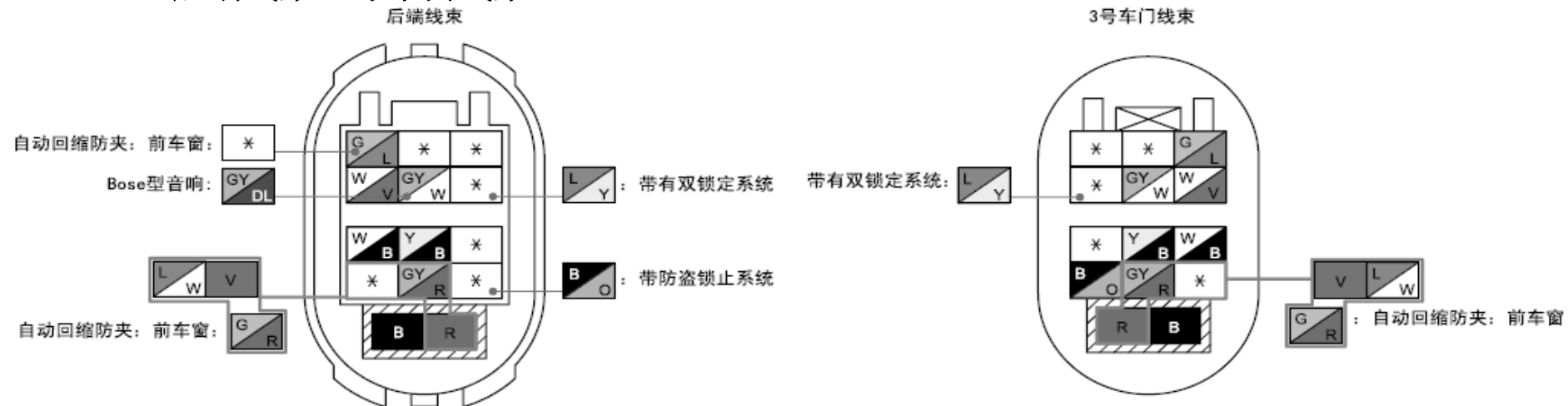
后端线束



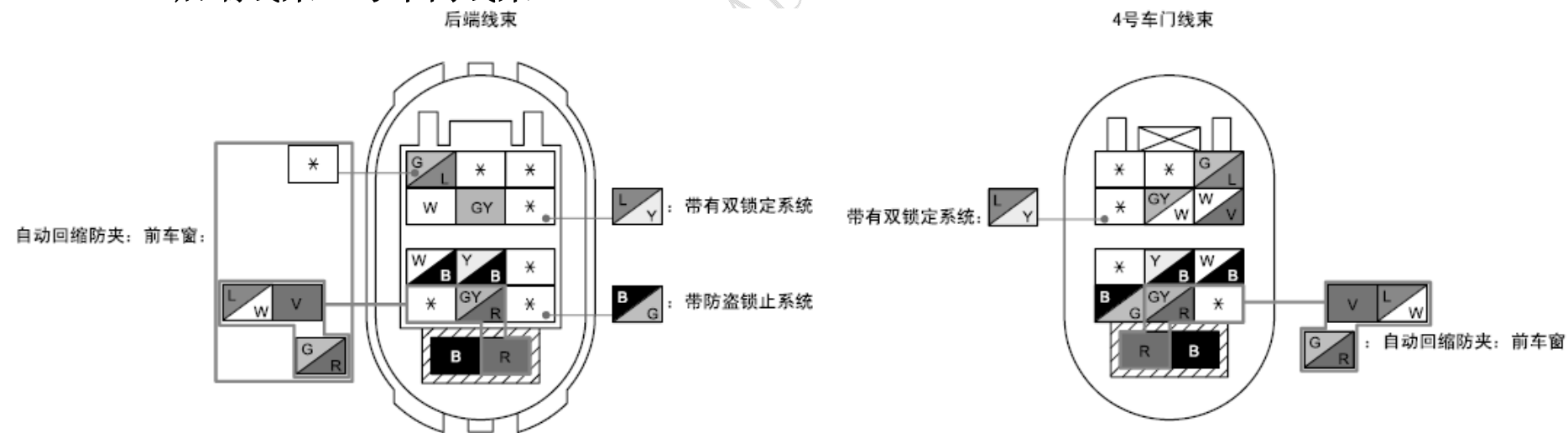
2号车门线束



## 2.17 C-19后端线束-3号车门线束



## 2.18 C-20后端线束-4号车门线束

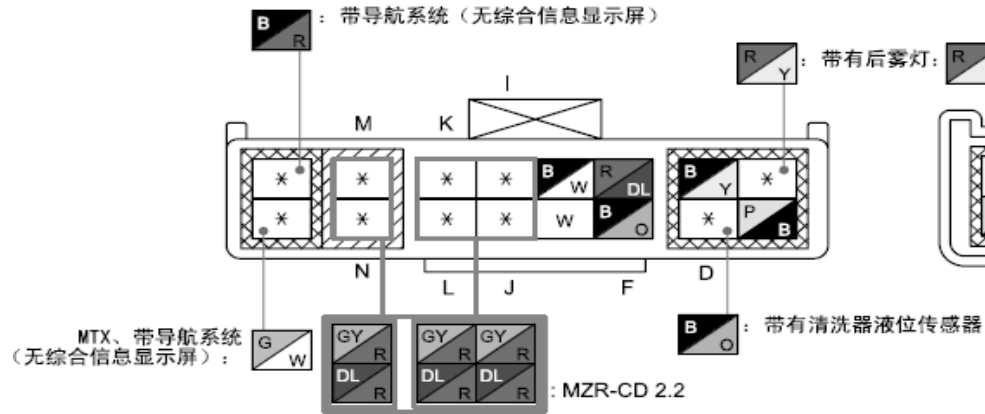


### 2.19 C-21前端线束-排放线束 (L3 Turbo, L5), 前端线束-发动机线束 (MZR-CD 2.2)

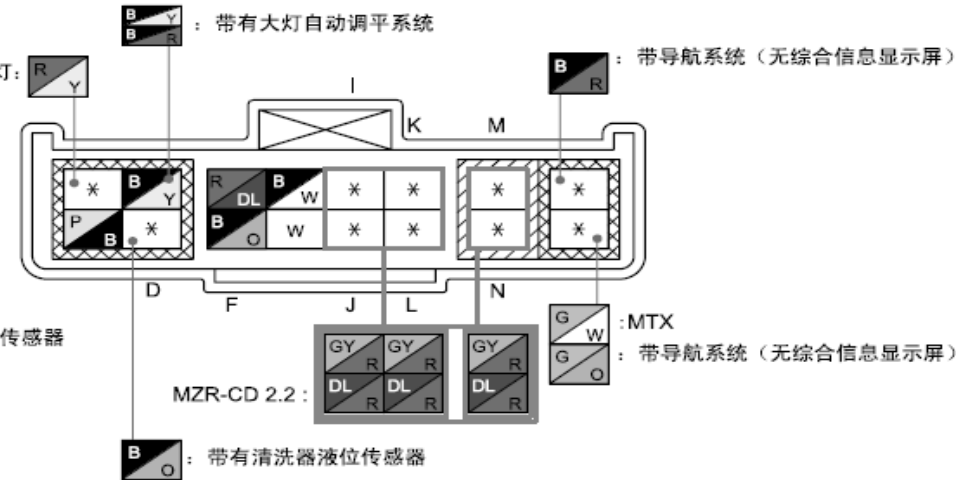


## 2.20 C-22前端线束-仪表板线束

前端线束

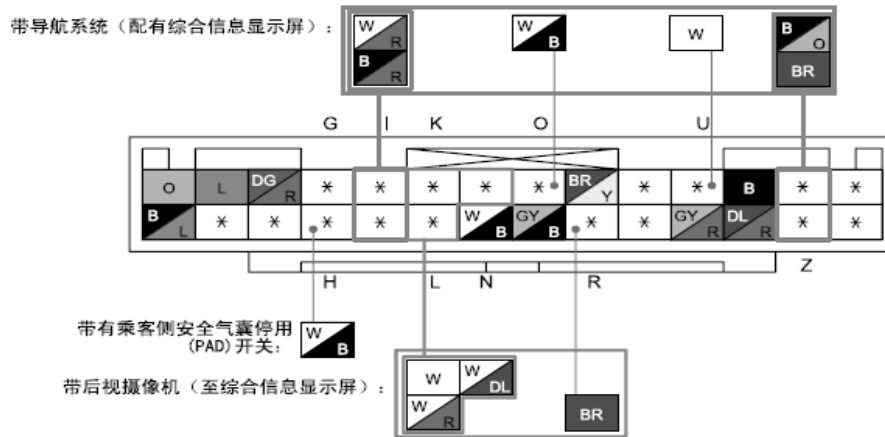


仪表板线束

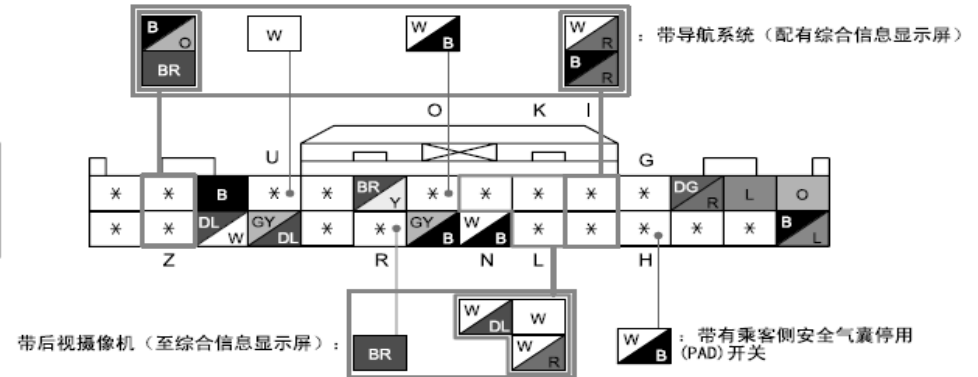


## 2.21 C-23仪表板线束-短线

仪表板线束



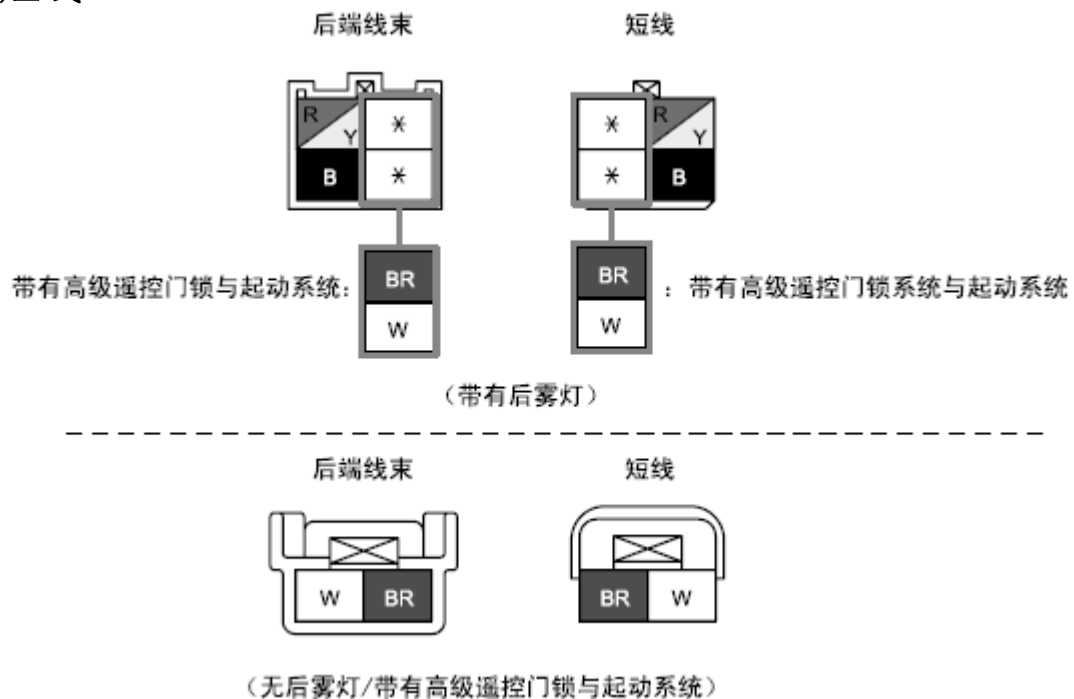
短线



## 2.22 C-24前端线束-短线



## 2.23 C-25后端线束-短线



### 2.24 C-26前端线束-短线



(带有高级遥控门锁与起动系统)

### 2.25 C-27后端线束-短线



(L3 Turbo)

### 2.26 C-29后端线束-短线

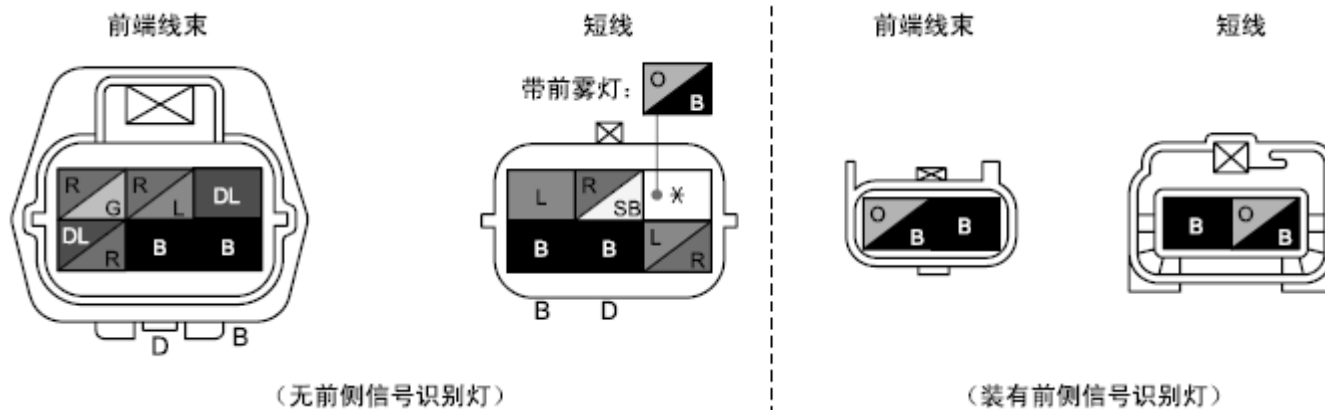


(带短线)

### 2.27 C-30后端线束-2号车内灯线束

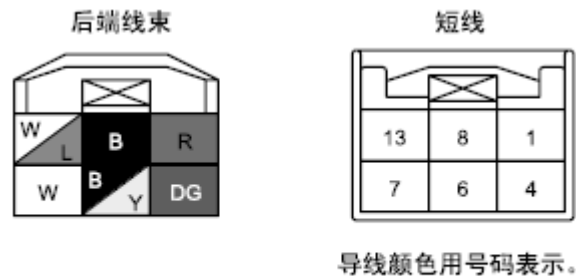


### 2.28 C-31前端线束-短线



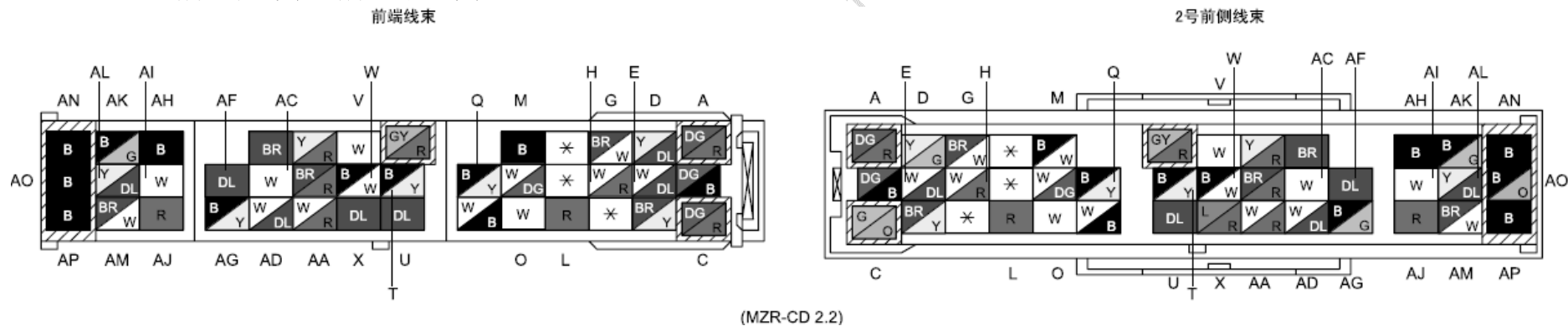


## 2.29 C-32后端线束-短线

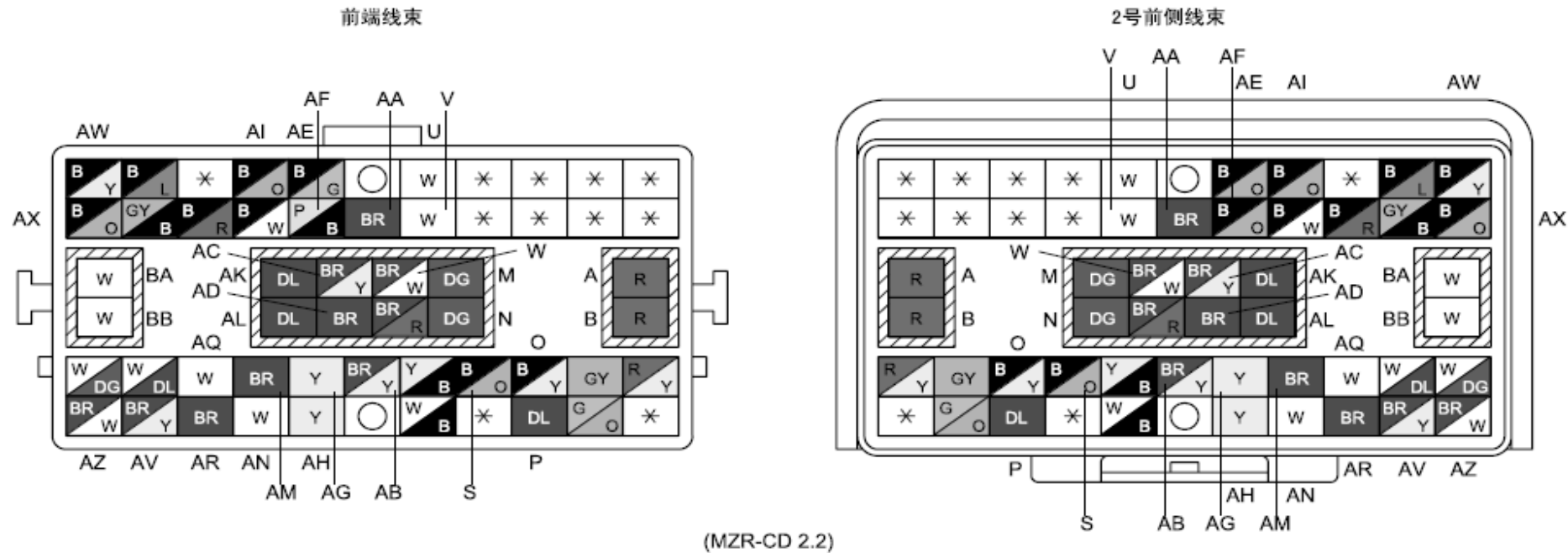


(带记忆电动调节座椅)

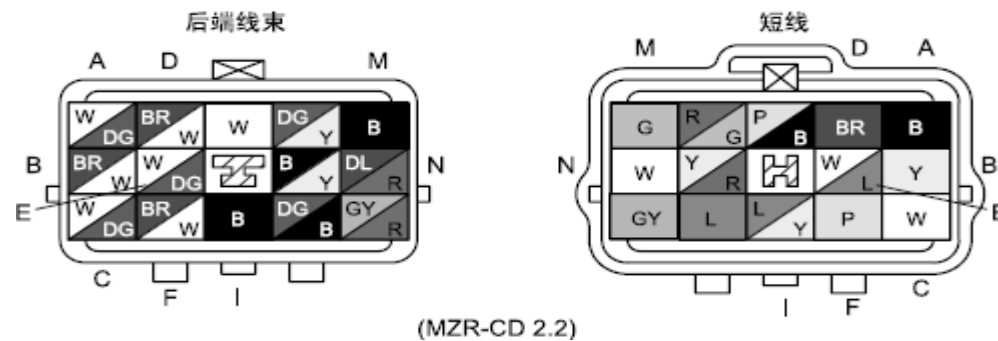
## 2.30 C-33前端线束-前2号线束



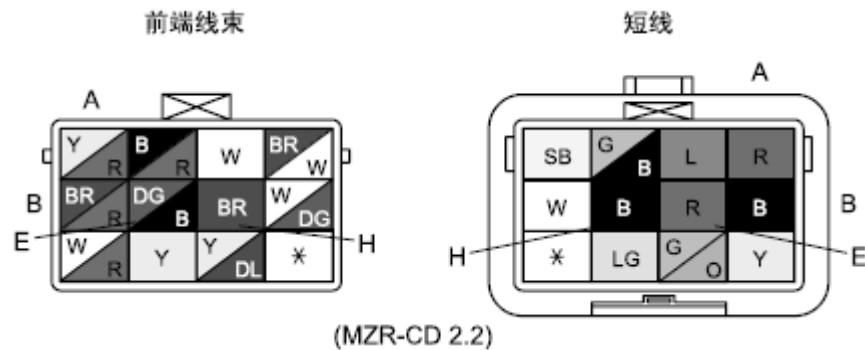
### 2.31 C-34前端线束-前2号线束



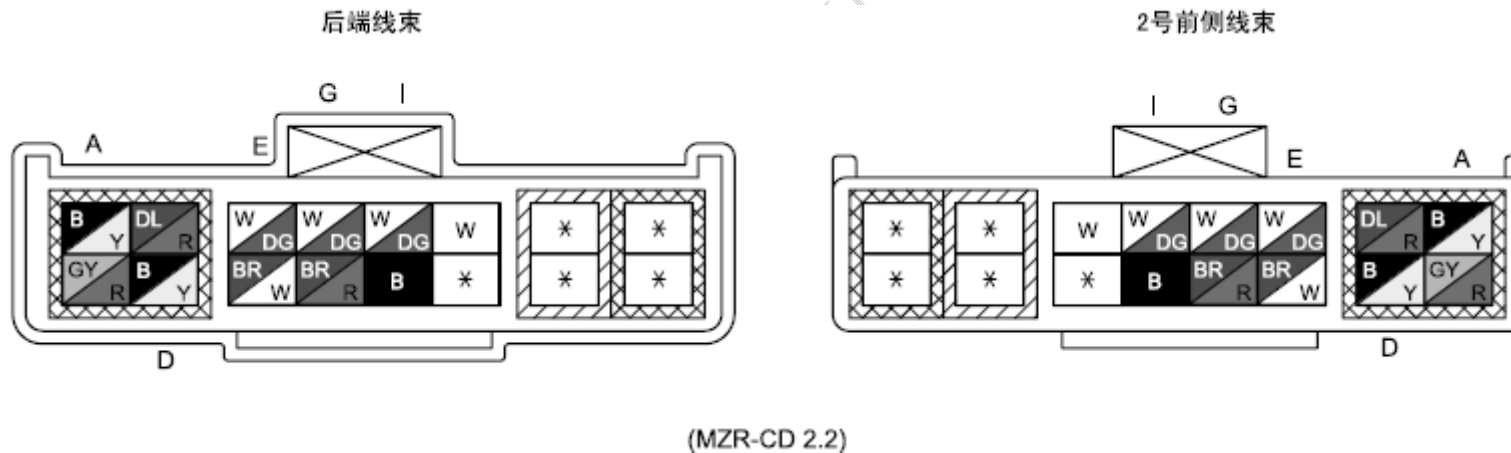
### 2.32 C-35后端线束-短线



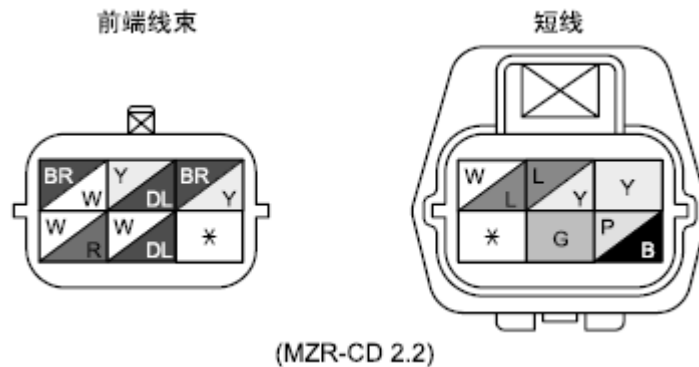
### 2.33 C-36前端线束-短线



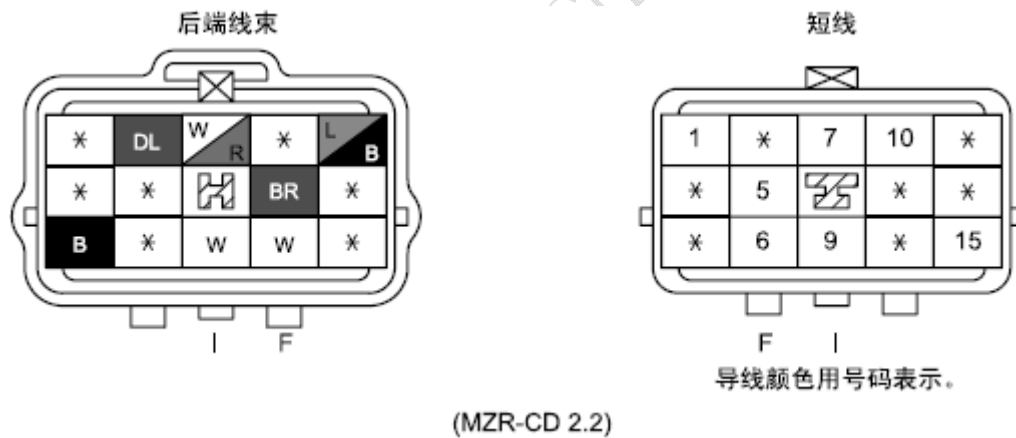
### 2.34 C-37后端线束-前2号线束



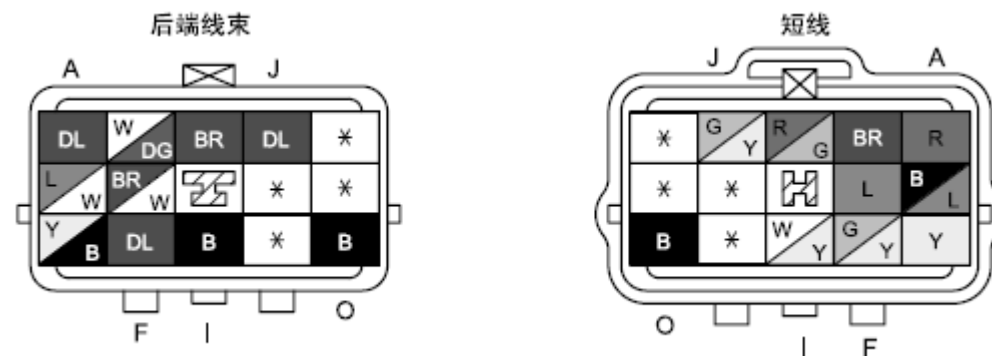
### 2.35 C-38前端线束-短线



### 2.36 C-42后端线束-短线



### 2.37 C-43后端线束-短线



(MZR-CD 2.2)

LAUNCH