2.32 取暖通风线路图

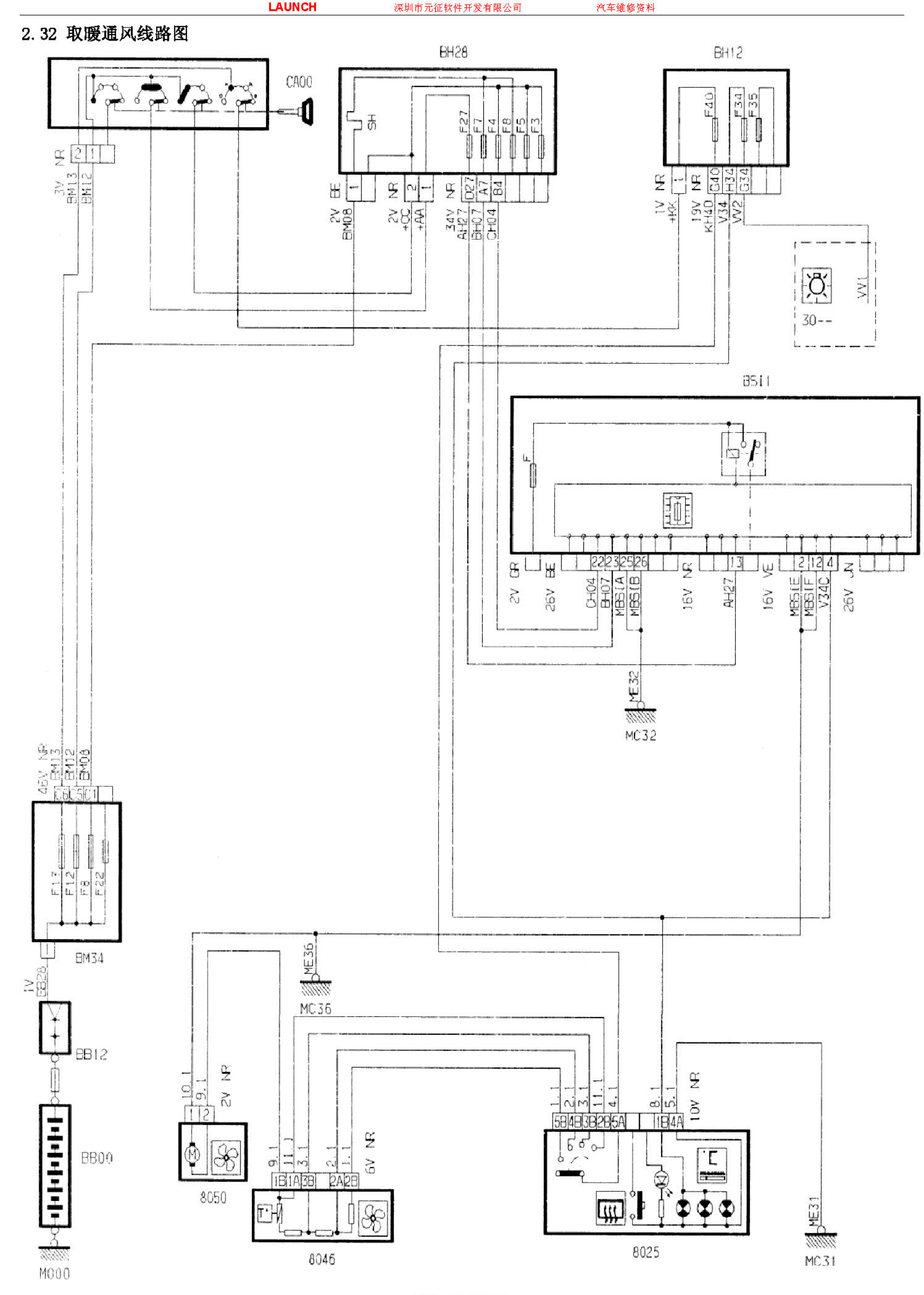
CA00
BH28
BH12
BS11
BM34
BB12
BB00
M000
8050
8046
8025
MC32
MC36
MC31
ME32
ME36
ME31
VV1
30--

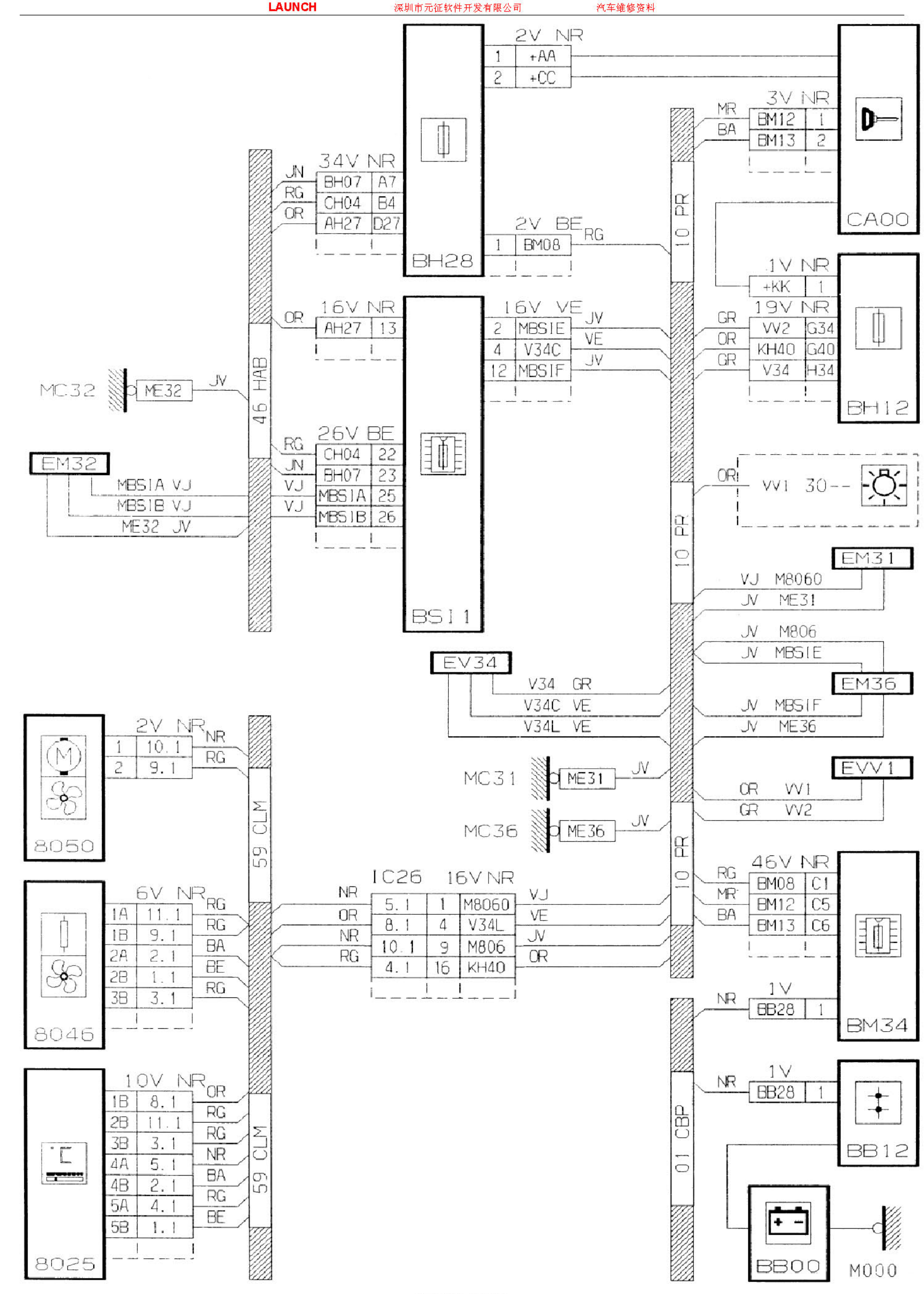
BH28
2V NR
1 +AA
2 +CC
34V NR
JN BH07 A7
RG CH04 B4
OR AH27 D27
2V BE
1 BM08 RG
CA00
3V NR
MR BM12 1
BA BM13 2
46 HAB
10 PR
16V NR
OR AH27 13
16V VE
2 MBSIE JV
4 V34C VE
12 MBSIF JV
1V NR
+KK 1
19V NR
GR VV2 G34
OR KH40 G40
GR V34 H34
BH12
MC32
ME32
JV
26V BE
RG CH04 22
JN BH07 23
VJ MBSIA 25
VJ MBSIB 26
BS11
EM32
MBSIA VJ
MBSIB VJ
ME32 JV
OR VV1 30
EM31
VJ M8060
JV ME31
JV M806
JV MBSIE
EV34
V34 GR
V34C VE
V34L VE
EM36
JV MBSIF
JV ME36
EVV1
OR VV1
GR VV2
MC31
ME31
JV
MC36
ME36
JV
2V NR
1 10.1 NR
2 9.1 RG
8050
59 CLM
IC26 16V NR
NR 5.1 1 M8060 VJ
OR 8.1 4 V34L VE
NR 10.1 9 M806 JV
RG 4.1 16 KH40 OR
46V NR
RG BM08 C1
MR BM12 C5
BA BM13 C6
BM34
6V NR
1A 11.1 RG
1B 9.1 RG
2A 2.1 BA
2B 1.1 BE
3B 3.1 RG
8046
1V
NR BB28 1
10V NR
1B 8.1 OR
2B 11.1 RG
3B 3.1 RG
4A 5.1 NR
4B 2.1 BA
5A 4.1 RG
5B 1.1 BE
8025
01 CBP
1V
NR BB28 1
BB12
BB00
M000

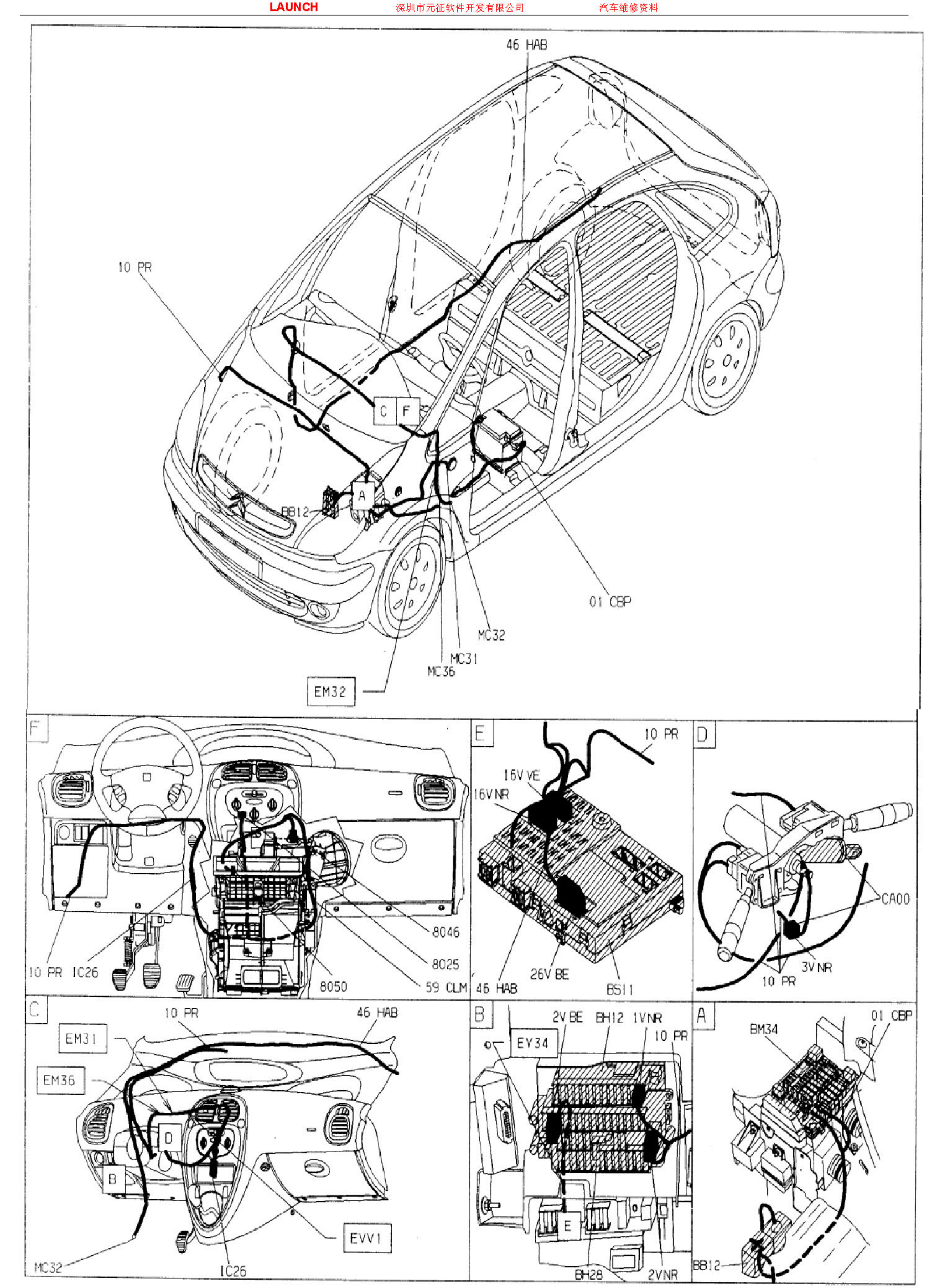
46 HAB
10 PR
C
F
A
BB12
01 CBP
MC32
MC31
MC36
EM32
F
10 PR
IC26
8046
8025
8050
59 CLM
E
10 PR
16V VE
16V NR
46 HAB
26V BE
BS11
D
CA00
3V NR
10 PR
C
10 PR
46 HAB
EM31
EM36
D
B
EVV1
MC32
IC26
B
2V BE
BH12
1V NR
10 PR
EV34
E
BH28
2V NR
A
BM34
01 CBP
BB12