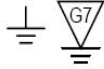
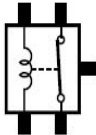


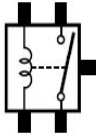

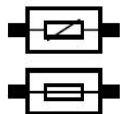
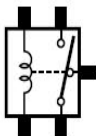
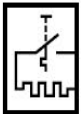
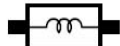


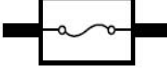
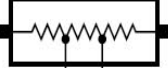

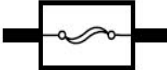


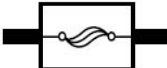
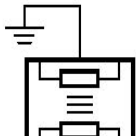
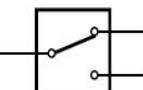

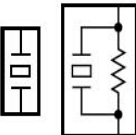
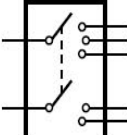





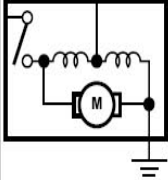


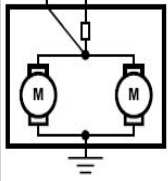


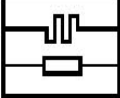

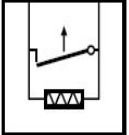
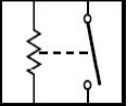
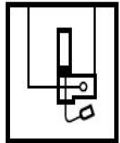
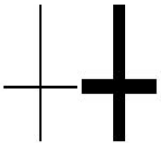
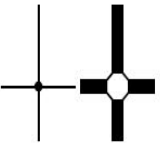
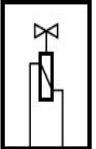


## 2. 图标符号

	接地		常闭继电器		蓄电池
	温度传感器		常开继电器		电容
	短接片		双掷继电器		点烟器
	电磁阀		电阻		天线
	小负载保险丝		电位计		常开开关
	中负载保险丝		可变电阻器		常闭开关
	大负载保险丝		点火线圈		双掷开关
	加热器		爆震传感器		点火开关

	二极管		灯泡		双绞线
	光电二极管		线路走向		起动机
	发光二极管		喇叭		风扇总成
	电机		时钟弹簧		氧传感器
	限位开关		安全气囊		低速风扇继电器B
	安全带预紧器		未连接交叉线路		相连接交叉线路
	电磁阀				