

# Porsche Cayenne 2024 Service Reset

**Function description:** Porsche Cayenne 2024 service reset function

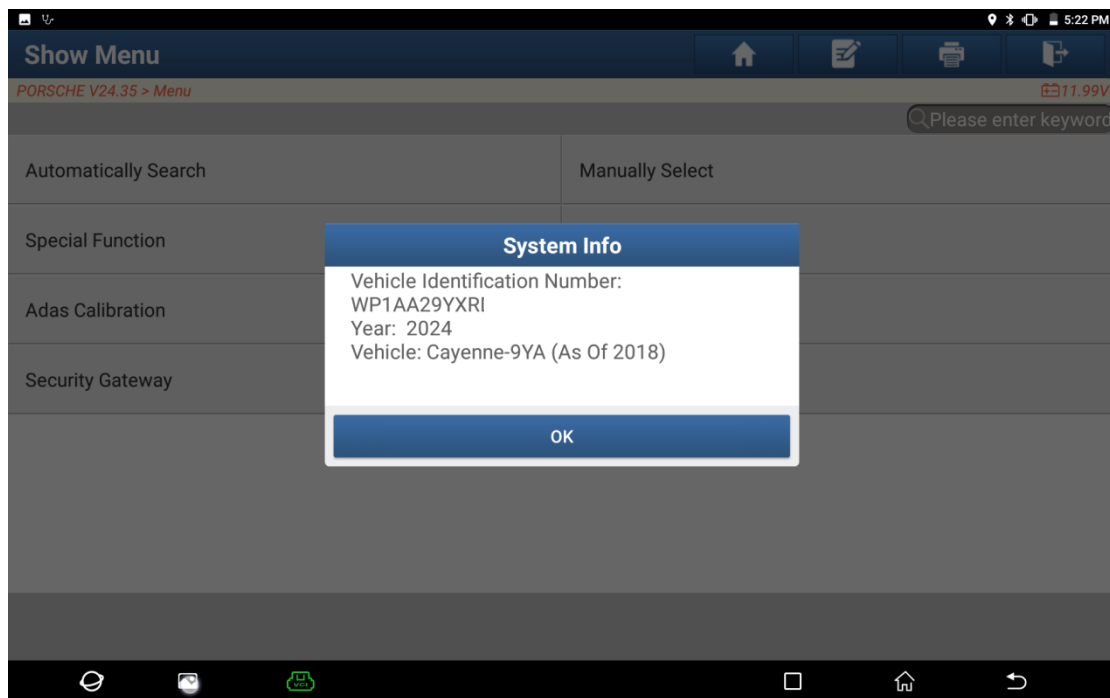
**Supported products:** Launch PRO or PAD series comprehensive diagnostic equipment

## Procedure:

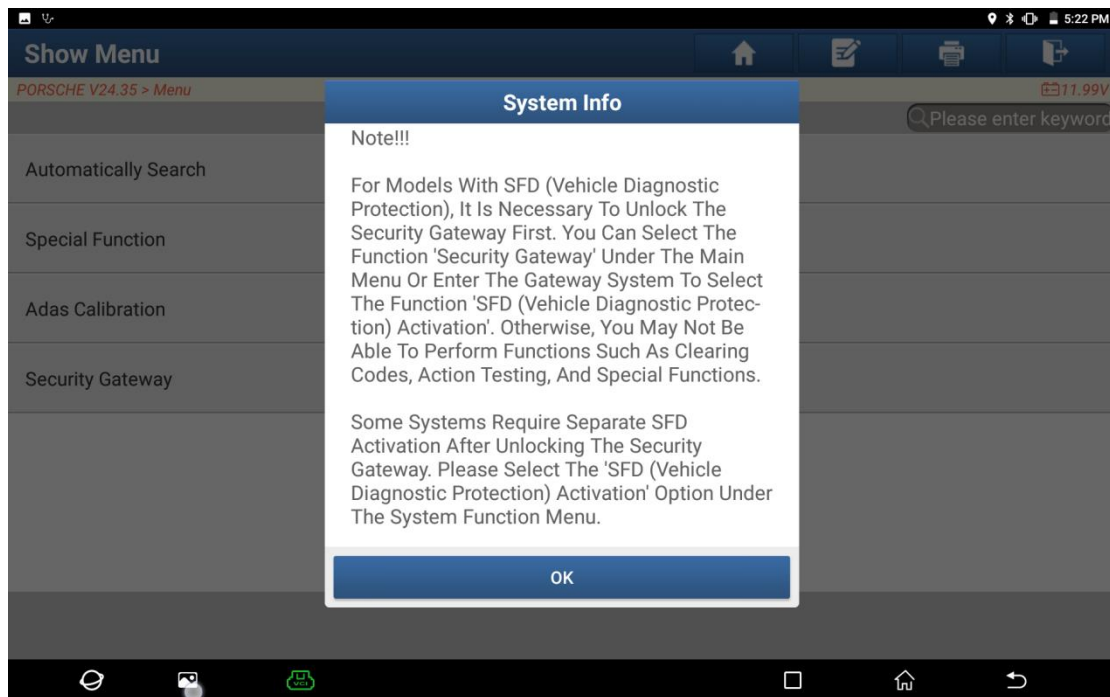
1. Choose [Automatically Search].



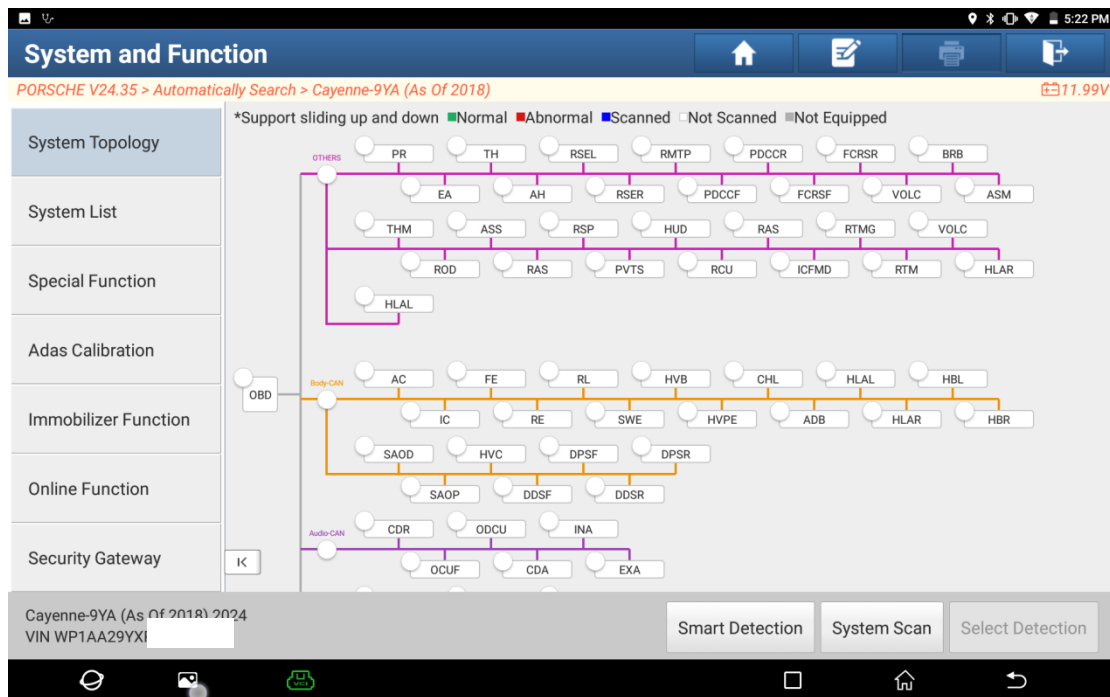
2. Click OK.



3. Click OK. This car model (2024MY) is equipped with an online second-generation security gateway (SFD), which needs to be unlocked before the service function can be performed.



4. [For the second-generation gateway SFD, you need to unlock the security gateway system first, and then unlock the instrument cluster]. First choose [Security Gateway].



5. Currently, the SFD is in locked status. To perform the service function, you need to unlock the SFD first. Choose [SFD Request Structure].

PORSCHE V24.35 > Automatically Search > Cayenne-9YA (As Of 2018) > Security Gateway 11.99V

SFD Status SFD Request Structure SFD Token

Description	System Information
VIN:	WP1AA29YXI
Vehicle	Cayenne-9YA (As Of 2018)
Control Unit	GATEWAY
SFD Activated Status	No Unlock Active
Type Of Vehicle Diagnostic To Be Protected	No Unlock Active
Status Of Vehicle Diagnostic To Be Protected	SFD Individual Attribute Set
Duration Of Vehicle Diagnostic To Be Protected	No Unlock Active

SFD Request Structure

## 6. Click [Share].

The screenshot shows a mobile application interface for a Porsche V24.35. The top navigation bar includes a home icon, a document icon, a printer icon, and a share icon. The breadcrumb trail is "PORSCHE V24.35 > Automatically Search > Cayenne-9YA (As Of 2018) > Security Gateway". The battery status is 12.00V. The main content area has three tabs: "SFD Status", "SFD Request Structure" (selected), and "SFD Token". Below the tabs is a table with two columns: "Description" and "System Information". The table contains three rows: "VIN:" with value "WP1AA29YXF", "Vehicle" with value "Cayenne-9YA (As Of 2018)", and "Control Unit" with value "GATEWAY". To the right of the table are two buttons: "Enter Token" and "Read Again". Below the table is a "Brief Description:" section with a red warning message: "1. If You Have Not Yet Obtained The Token, Click The 'Share' Button To Send The Token Request Structure Information." Below this is a text box containing the "SFD Request Structure" value: "65367334060D2B06010401990A8D110A02007153234258312D32343730342E30382E32333337333539393836000001220000018BFEE7F52C". At the bottom of the text box is a "Share" button.

Description	System Information
VIN:	WP1AA29YXF
Vehicle	Cayenne-9YA (As Of 2018)
Control Unit	GATEWAY

**Brief Description:**  
1. If You Have Not Yet Obtained The Token, Click The "Share" Button To Send The Token Request Structure Information.

**SFD Request Structure**  
65367334060D2B06010401990A8D110A02007153234258312D32343730342E30382E32333337333539393836000001220000018BFEE7F52C

**Share**

## 7. Click [Server].

This screenshot is identical to the previous one, but with a tooltip visible over the "Share" button. The tooltip contains the following text: "SFD Request Structure", "QR Code", "The Server", and "Local Storage".

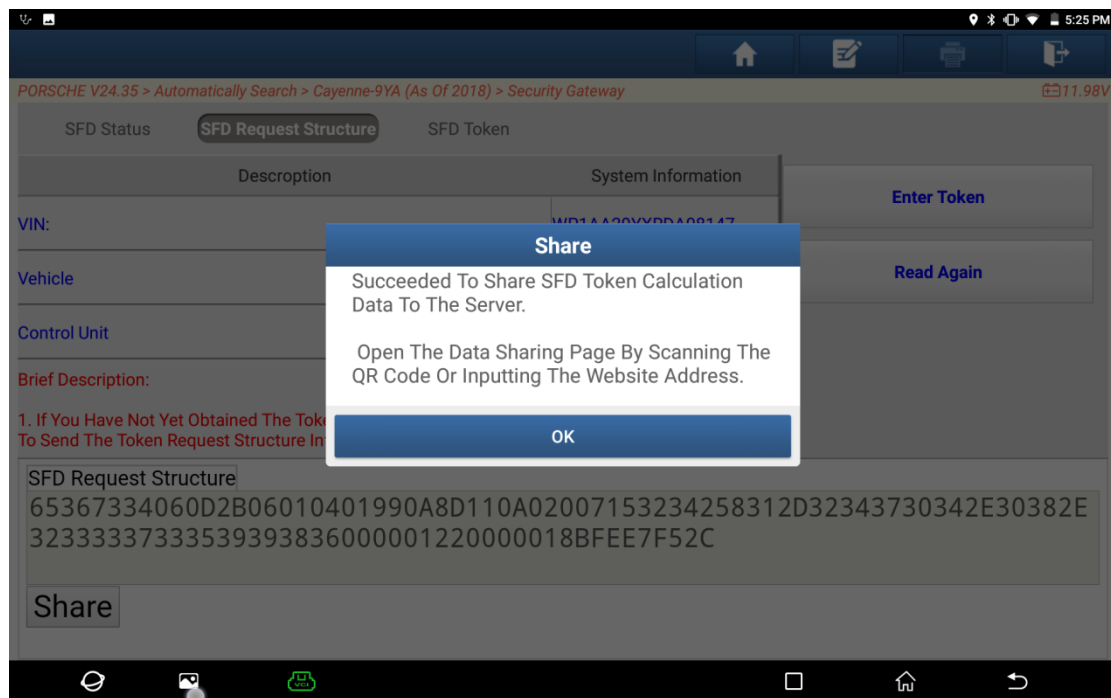
Description	System Information
VIN:	WP1AA29YXF
Vehicle	Cayenne-9YA (As Of 2018)
Control Unit	GATEWAY

**Brief Description:**  
1. If You Have Not Yet Obtained The Token, Click The "Share" Button To Send The Token Request Structure Information.

**SFD Request Structure**  
65367334060D2B06010401990A8D110A02007153234258312D32343730342E30382E32333337333539393836000001220000018BFEE7F52C

**Share**

8. Click OK.



9. You can scan with WeChat/Alipay to get the web link directly.



## 10. Copy the request structure code.

English 简体中文

SFD Data Share

ID

WP1AA29YXRDA08147\_Ox1109\_C48F64A5620716A5FAC9A9FA58380166

SFD Request Data Type

Text

SFD Request Data

Copy

Select All

VIN: WP1AA29YXRDA08147

Vehicle : Cayenne-9YA (As Of 2018)

Control Unit : GATEWAY

SFD Request Structure :

65367334060D2B06010401990A8D110A02007153234258312D32343730342E30382E32333337333539393836000001220000018BFEE7F52C

SFD Token Type

Text

SFD Token

Copy

Select All

Clear All

Submit SFD Token

Expired Time


2024-08-02 17:25:12.459

Create Time

2024-08-01 17:25:12.459

Update Time

2024-08-01 17:25:12.459



11. SFD unlocking can be performed through Taobao calculation. Send the just-copied request structure code to the Taobao seller for calculation. After obtaining the calculated SFD token data, paste the data into the token data.

English 简体中文

SFD Data Share

ID

WP1AA29YXRDA08147\_Ox1109\_C48F64A5620716A5FAC9A9FA58380166

SFD Request Data Type

Text

SFD Request Data

Copy

Select All

VIN: WP1AA29YXRDA08147

Vehicle : Cayenne-9YA (As Of 2018)

Control Unit : GATEWAY

SFD Request Structure :

65367334060D2B06010401990A8D110A02007153234258312D32343730342E30382E32333337333539393836000001220000018BFEE7F52C

SFD Token Type

Text

SFD Token

Copy

Select All

Clear All

7F218201D17F4E495F290170420D44455565747505346000001227F4C33060D2B06010401990A8D110A02000153224258312D32343730342E30382E32333337333539393836002010100000190BF5CAC825F3782018012D5E447EF531C40A37F0D16D32E4DEAF32635AE6664AD65511FDDE2266F1426E286512DFD30B11D169D3D4831AAACD5306843A40ED11443F22D2AC362F5575EA29F1E6CA919618E4C7C7A5AEA4A26E5A30890704D77AB8D0021803E787A0D791CDEEA31B77FE38BE4F25FC2C84C3AFAD2410790B963826F91EB751E7268ED040B1E217E5A366CAECABA7641A63873100AF025070AE4AF32FAE1016F3C12345C130FD7DC6D43BB656F9D47A746910D96CEA78C9A348CEFA7876AE84BF5256EC26DE50F2752D0809A4C23FF5D5D226612A398A5A2B20AA4FE66840D1EC7A939A16487104DF1858C39A066AB4E19AEA82AAD9672400D2088B2B85B095A3D7FA62A71B4488216AD17359B71C475FD61F555F7A332AD0E03B79A9931F9D0E750EC21115FCEE2D5E5896D07ED55F9C47B2534F63C84EF3428F99095F168E8E758097F089CF6628E62486788C679D08C50B1803A4080749C9E6D80CDE87C32F42B41B31D511DE9FB3393F26987E8634FEE85FA07B2A757ACDD698FFB

Submit SFD Token

Expired Time


2024-08-02 17:25:12.459

Create Time

2024-08-01 17:25:12.459

Update Time

2024-08-01 17:25:12.459



## 12. Click the token data submission button to upload.

English 简体中文

SFD Data Share

ID

WP1AA29YXRDA08147\_Dx1109\_C48F64A5620716A5FAC9A9FA58380166

SFD Request Data Type

Text

SFD Request Data

Copy

Select All

VIN: WFLAA29YXRDA08147

Vehicle : Cayenne-9YA (As Of 2018)

Control Unit : GATEWAY

SFD Request Structure :

653673340602B04010401990A8D110A02007153234258312D32343730342E30382E32333337333539393834000001220000018BFEE7F52C

SFD Token Type

Text

SFD Token

Copy

Select All

Clear All

Message

Success

Yes

24256312D32343730342E30382E3233333733353939383602010100000190BF5CAC825F37  
9D3D4831AAACD5306843A4DED11443F2D2AC882F5575EA29F1E6CA9196E18E4C7C7  
983B269F91EB751E7268ED04B1E217E3A366CAECBA47641A63873100AF6255070AE1AF  
50F752D0809A4C23FF5D5D226612A398A5A2B2AA4FE6E6840D1EC7A939A164B7104D  
7A932AD0E03B79A9931F9D0E750EC21115FCEE2D5E5898D07D58F9C47B2534F63CB4  
1B31D511DE9FB3393F26987E8634FEE85FA07B2A757ACDD599FFB

Submit SFD Token

Expired Time

2024-08-02 17:25:12:459

Create Time

2024-08-01 17:25:12:459

Update Time

2024-08-01 17:25:12:459



## 13. Click the server to obtain the uploaded token data.

5:31 PM

Home

Search

Print

Share

PORSCHE V24.35 > Automatically Search > Cayenne-9YA (As Of 2018) > Security Gateway 11.96V

SFD Status

SFD Request Structure

SFD Token

Description

Brief Description:

1. Please Copy The SFD Token To The Text Field And Then 'Active Control Unit'.

2. Click 'Paste From File' Button To Copy SFD Token From File.

Please Note:

Each Activation Token Is Specific To The Control Unit And Usable Only One Time!!

SFD Request Structure

Clear SFD Token Data

SFD Token

QR Code

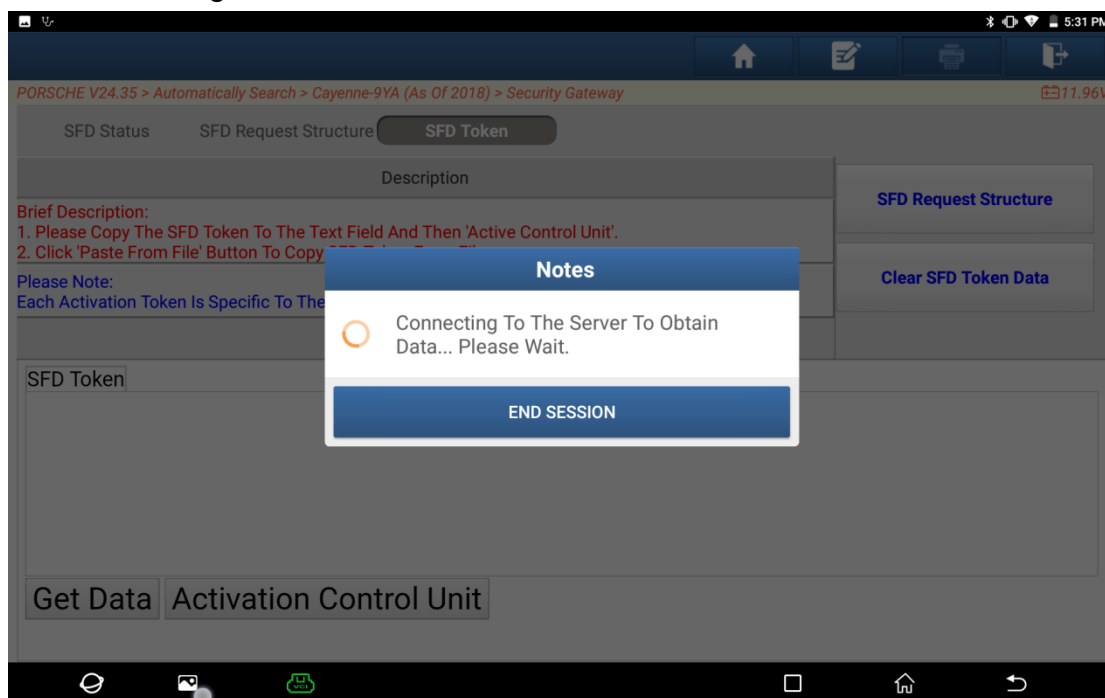
The Server

Local Storage

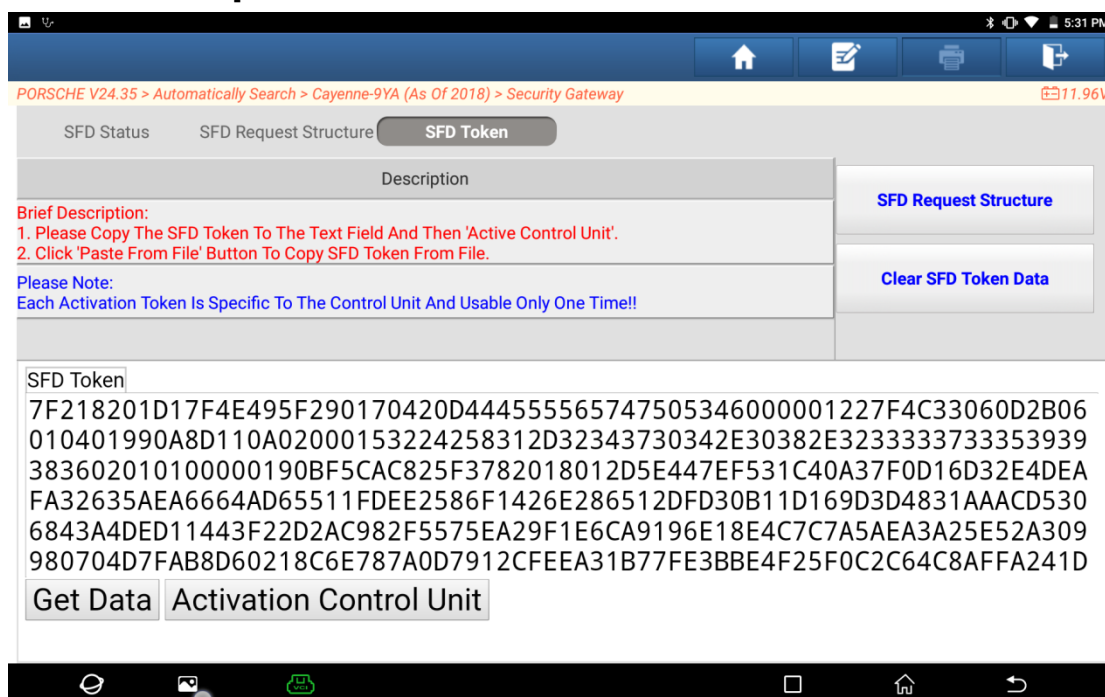
Get Data

Activation Control Unit

## 14. Connecting to the server to obtain data...

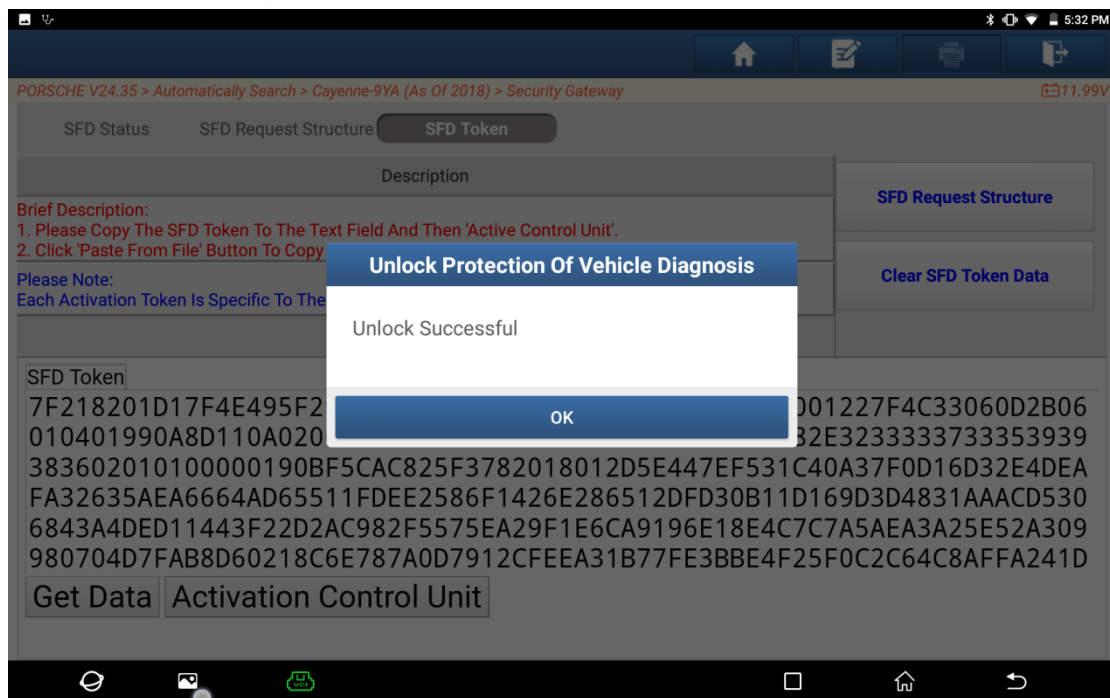


## 15. After the token data is uploaded back to the computer, click [Activation Control Unit].





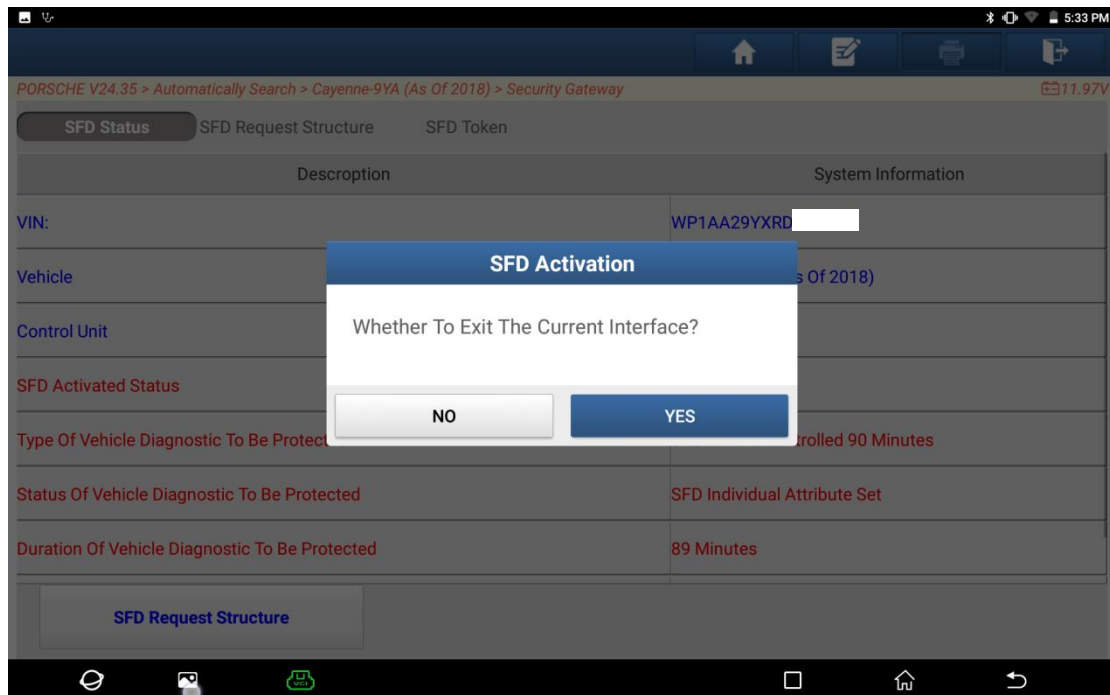
16. After unlocking is successful, click OK.



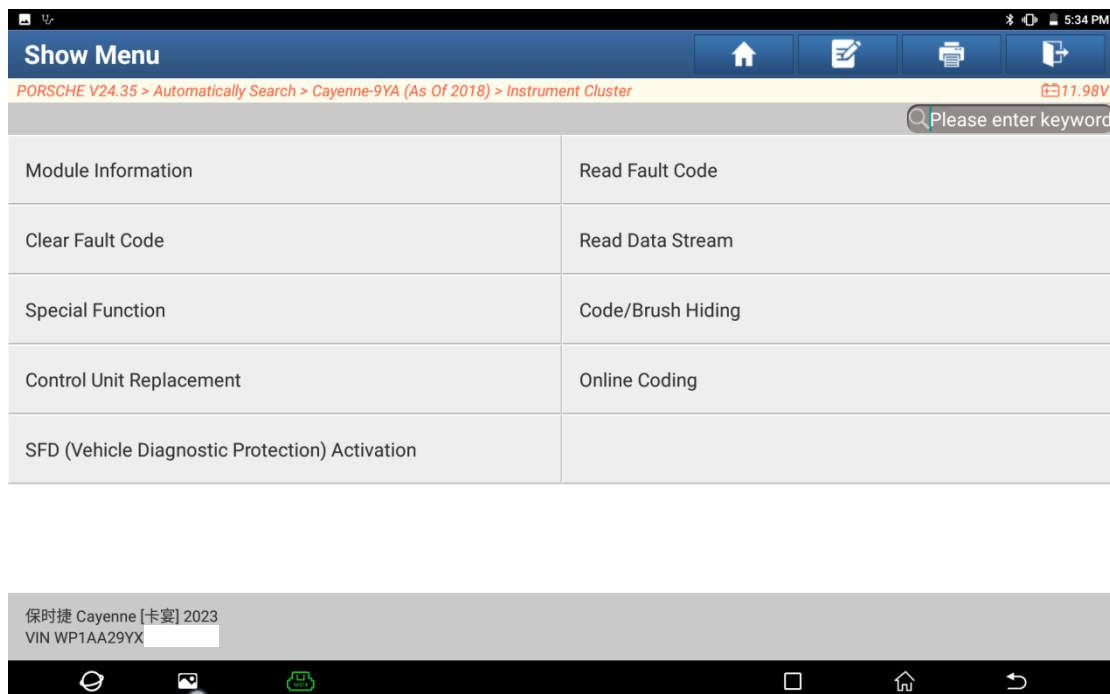
17. Now, the SFD is in unlocked status.



18. After the security gateway is unlocked, continue to unlock the SFD in the instrument cluster. Exit the current interface and click [YES].



19. Enter the instrument cluster system and choose [SFD (Vehicle Diagnostic Protection) Activation].



20. The SFD in the instrument cluster is in locked status currently. Click [SFD Request Structure].

The screenshot shows the 'SFD Status' screen in a mobile application. The top navigation bar includes a home icon, a document icon, a printer icon, and a share icon. The breadcrumb trail reads: 'PORSCHE V24.35 > Automatically Search > Cayenne-9YA (As Of 2018) > Instrument Cluster'. The battery status is 11.96V. The screen is divided into two main sections: 'Description' and 'System Information'. The 'Description' section contains the following data:

Description	System Information
VIN:	WP1AA29YXF
Vehicle	Cayenne-9YA (As Of 2018)
Control Unit	Instrument Cluster
SFD Activated Status	No Unlock Active
Type Of Vehicle Diagnostic To Be Protected	No Unlock Active
Status Of Vehicle Diagnostic To Be Protected	SFD Individual Attribute Set
Duration Of Vehicle Diagnostic To Be Protected	No Unlock Active

At the bottom of the screen, there is a button labeled 'SFD Request Structure'.

21. Click [Share].

The screenshot shows the 'SFD Request Structure' screen in the same mobile application. The top navigation bar and breadcrumb trail are identical to the previous screen. The battery status is now 11.98V. The screen is divided into two main sections: 'Description' and 'System Information'. The 'Description' section contains the following data:

Description	System Information
VIN:	WP1AA29YXR
Vehicle	Cayenne-9YA (As Of 2018)
Control Unit	Instrument Cluster
Brief Description:	

Below the table, there is a text box containing the following text:

1. If You Have Not Yet Obtained The Token, Click The "Share" Button To Send The Token Request Structure Information.

Below the text box, there is a large text area displaying the SFD Request Structure token:

SFD Request Structure  
65367334060D2B06010401990A8D110A02007153234C47352D4C474830362E30372E  
32333030303230363338000001480000018BFB32F76B

At the bottom of the screen, there is a button labeled 'Share'.

## 22. Click [Server].

PORSCHE V24.35 > Automatically Search > Cayenne-9YA (As Of 2018) > Instrument Cluster 11.98V

SFD Status SFD Request Structure SFD Token

Description	System Information	
VIN:	WP1AA29YXR	Enter Token
Vehicle	Cayenne-9YA (As Of 2018)	Read Again
Control Unit	Instrument Cluster	

**Brief Description:**

1. If You Have Not Yet Obtained The Token, Click The "Share" Button To Send The Token Request Structure Information.

SFD Request Structure

QR Code 60D2B06010401990A8D110A02007153234C47352D4C474830362E30372E

The Server 03230363338000001480000018BFB32F76B

Local Storage

Share

## 23. You can scan with WeChat/Alipay.

PORSCHE V24.35 > Automatically Search > Cayenne-9YA (As Of 2018) > Instrument Cluster 11.98V

SFD Request Structure



[https://diagnostic.x431.com/dos/css/sdvsu/WP1AA29YXRDA08147\\_0x1108\\_8B9C7BFFDA84AA90FC7C3CA7D481A?locale=EN](https://diagnostic.x431.com/dos/css/sdvsu/WP1AA29YXRDA08147_0x1108_8B9C7BFFDA84AA90FC7C3CA7D481A?locale=EN)

24. Copy the SFD request structure code and send it to the Taobao merchant for calculation.

English 简体中文

SFD Data Share

ID

WP1AA29YXRDA08147\_0x1108\_8B9C7BFFDA84AA90FC7C3CA7D481A684

SFD Request Data Type

Text

SFD Request Data

Copy

Select All

VIN: WP1AA29YXRDA08147

Vehicle : Cayenne-92A (As Of 2018)

Control Unit : Instrument Cluster

SFD Request Structure :

65367334060D2B06010401990A8D110A02007153234C47352D4C474830362E30372E323330303032303633380000014800000018BF832F76B

SFD Token Type

Text

SFD Token

Copy

Select All

Clear All

Submit SFD Token

Expired Time


2024-08-02 17:34:36.732

Create Time

2024-08-01 17:34:36.732

Update Time

2024-08-01 17:34:36.732



25. Copy the calculated token and upload the token data.

English 简体中文

SFD Data Share

ID

WP1AA29YXRDA08147\_0x1108\_8B9C7BFFDA84AA90FC7C3CA7D481A684

SFD Request Data Type

Text

SFD Request Data

Copy

Select All

VIN: WP1AA29YXRDA08147

Vehicle : Cayenne-92A (As Of 2018)

Control Unit : Instrument Cluster

SFD Request Structure :

65367334060D2B06010401990A8D110A02007153234C47352D4C474830362E30372E323330303032303633380000014800000018BF832F76B

SFD Token Type

Text

SFD Token

Copy

Select All

Clear All

7F218201D17F4E495F290170420D444555555747505346000001487F4C33060D2B06010401990A8D110A02000153224C474830362E30372E3233303030323036333802010100000190BF69B4EE5F37820180658C6FE41BF458E4780D259CE60FD4332468EA7B9E007E1CBCT7409FD6D164623B735E53292CA07AA01FD3357DC7878477D91953668C1DB5A8E57737146FA5E91DE8C6BF01BA3D6A08D5690DF99505C7BC3E18D5A78224ED7C0604F56A6862555FCCDC823A32FD04667062F55BF93776E497514E1272C4966163742DF3DD1C6BE2193AFCB7FF19F805E4B71362A0F22D6F1654520748D5699104580604E387A7AA02868FPAAB9E62A61D04784DA8B725A6E27EC4F3FEBE8B0DE7E25CF4F104E7FFB0307D5846511238A1E8761F32D1E30FE334803E10542E5B203AC37BE86BF96E23F08C01C6ACAB0BE040AB5992CF85A1A3F0107215D09C1A6B18DC17AA70D306850BF56BD7F6ED2B9215E9705F5BF4CCF6E008251884A3BEAF4C2FF77A665499B60C5A79874E82BD6A1C9A739884F871AATD4843E724115AA3C39A793E12663C52D932789756B0699CC23EB244354F92BD08074F97A67BBF45EA3E72892846EAB2CD9AD28767D6EBF935CB86C6BEC91C327076F21D966CA234B52

Submit SFD Token

Expired Time


2024-08-02 17:34:36.732

Create Time

2024-08-01 17:34:36.732

Update Time

2024-08-01 17:34:36.732



26. After the upload is successful, click OK.

English 简体中文

SFD Data Share

ID WP1AA29YXRDA08147\_Dx1108\_8B9C7BFFDA84AA90FC7C3CA7D481A684

SFD Request Data Type Text

SFD Request Data

Copy Select All

VIN: WFLAA29YXRDA08147

Vehicle : Cayenne-9YA (As Of 2018)

Control Unit : Instrument Cluster

SFD Request Structure :

653673340602B04010401990A8D110A02007153234C47352D4C474830362E30372E32333030303032303633380000014800000188F832F76B

SFD Token Type Text

SFD Token

Copy Select All Clear All

Submit SFD Token

Expired Time 2024-08-02 17:34:36:732

Create Time 2024-08-01 17:34:36:732

Update Time 2024-08-01 17:34:36:732

QR Code

Message Success

24C47352D4C474830362E30372E323330303030323036333800010100000190B6684EE5  
D1FD3357DC7876477D9195366C1DB5A8E577377146FA5E91DE6C6BF01BA3DGA08D  
24661633742DF3DD1C8BE2193AFCEB7FF19F805E4B713822A0F22D6F1854527074B3  
B092FD5846311236A1E8781F52D1E3DFE324920E10642E5B2D53C378E86BF90E23F08  
4CCF6E082518B4A3BEAF4C2FF77A66549966C5A79874E82BD6A1C9A739884F871  
AATD4843E724115AA3C38A793E12663C52D932789756B0699CCC2893284EAB2CD9AD2876D8EBF935CB86C6BEC81C327076F21D966CA234852

27. Click [Server] to send the token data back.

PORSCHE V24.35 > Automatically Search > Cayenne-9YA (As Of 2018) > Instrument Cluster 11.96V

SFD Status SFD Request Structure SFD Token

Description

Brief Description:  
1. Please Copy The SFD Token To The Text Field And Then 'Active Control Unit'.  
2. Click 'Paste From File' Button To Copy SFD Token From File.

Please Note:  
Each Activation Token Is Specific To The Control Unit And Usable Only One Time!!

SFD Request Structure

Clear SFD Token Data

SFD Token

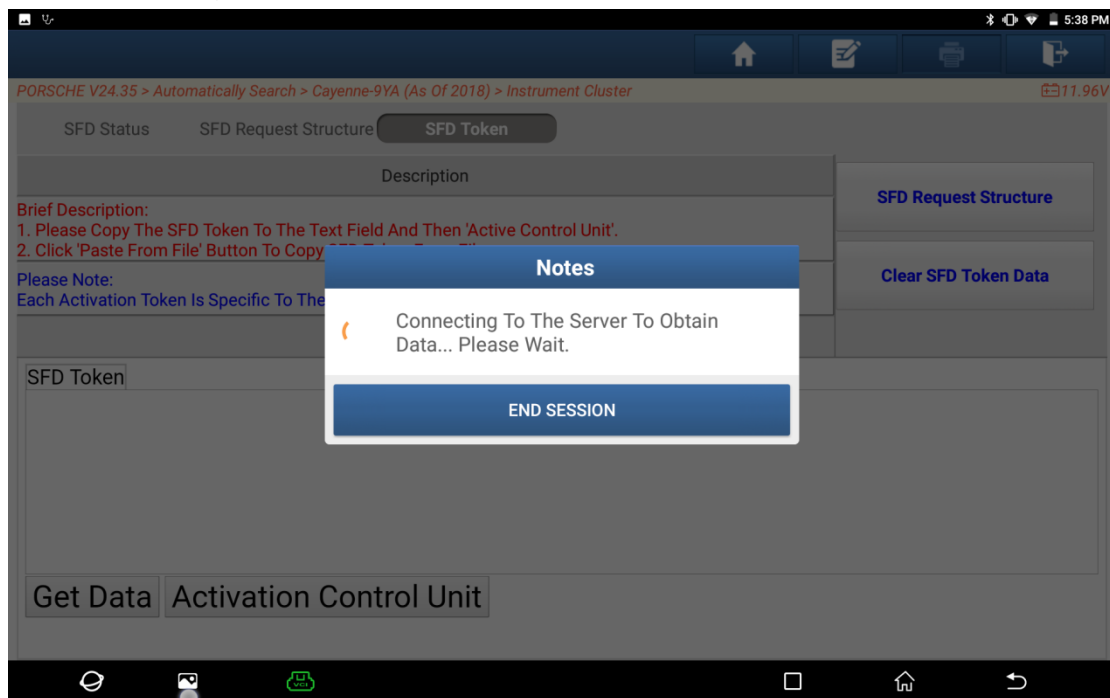
QR Code

The Server

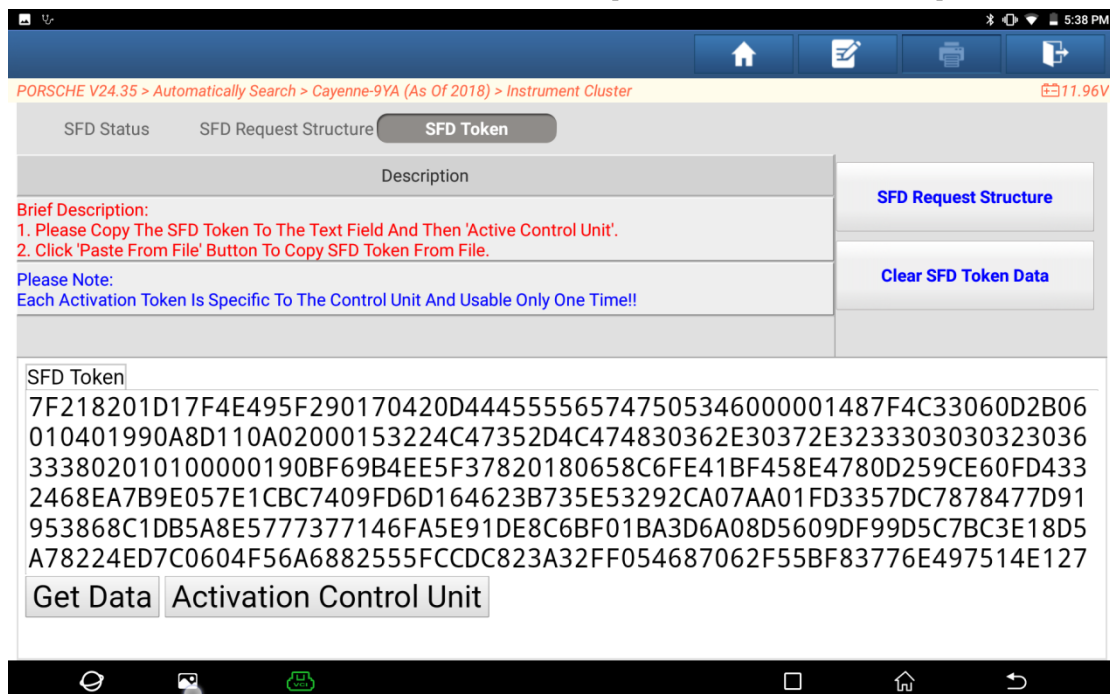
Local Storage

Get Data Activation Control Unit

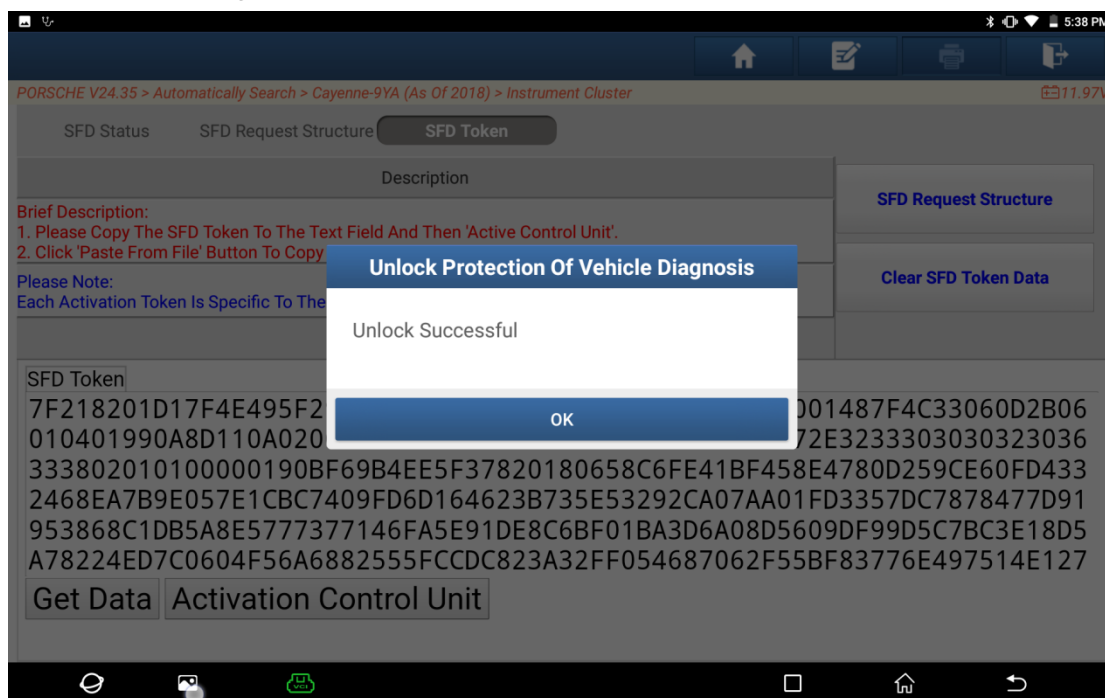
## 28. Connecting to the server to obtain data...



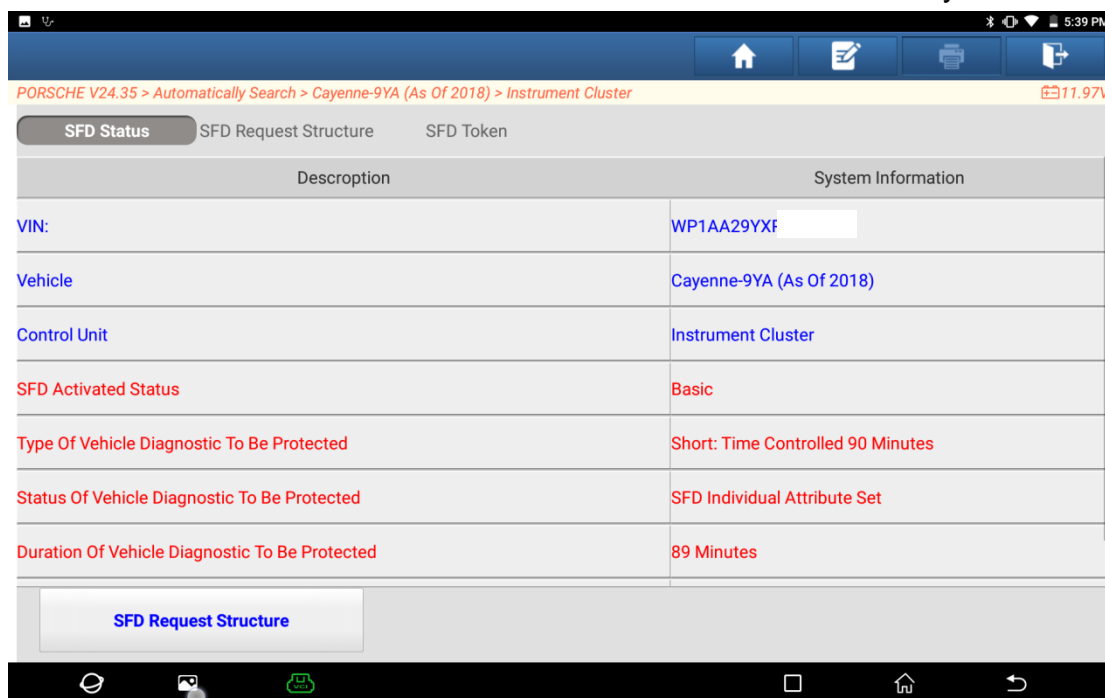
## 29. After the token data is sent back, click [Activation Control Unit].



30. After unlocking is successful, click OK.

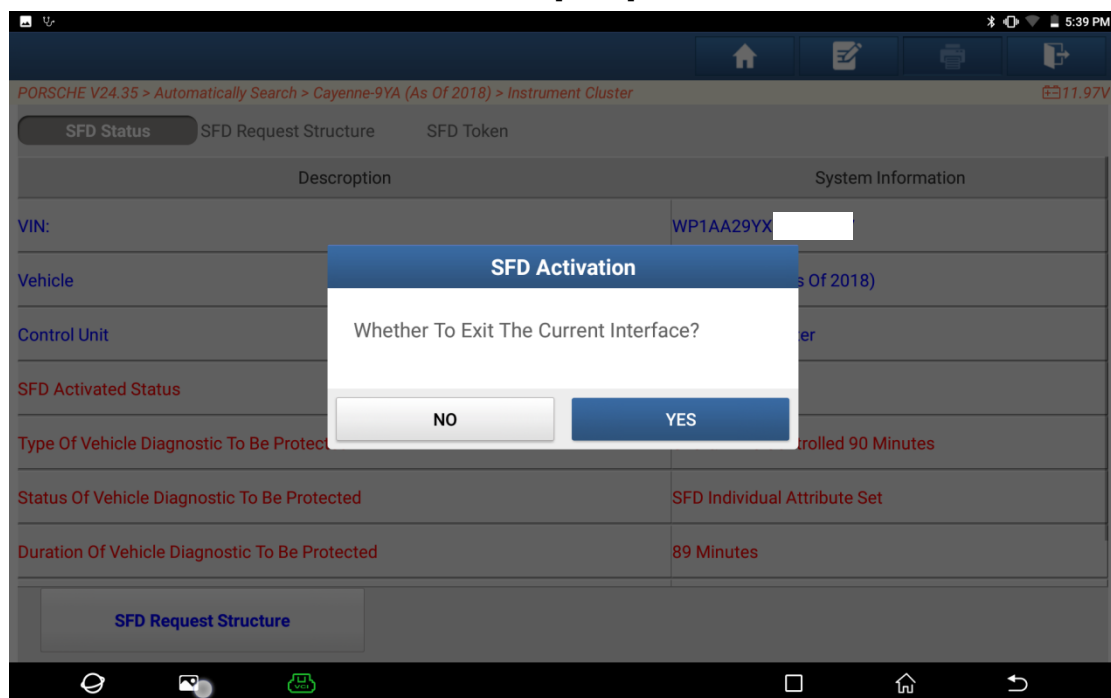


31. The SFD in the instrument cluster is also unlocked successfully.

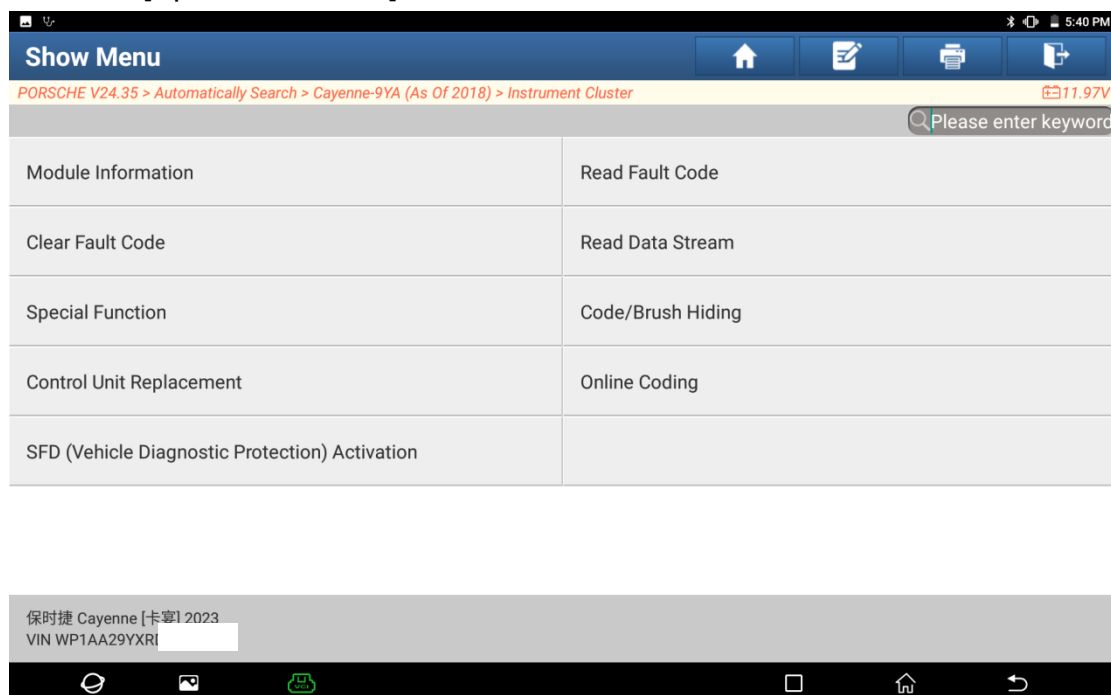




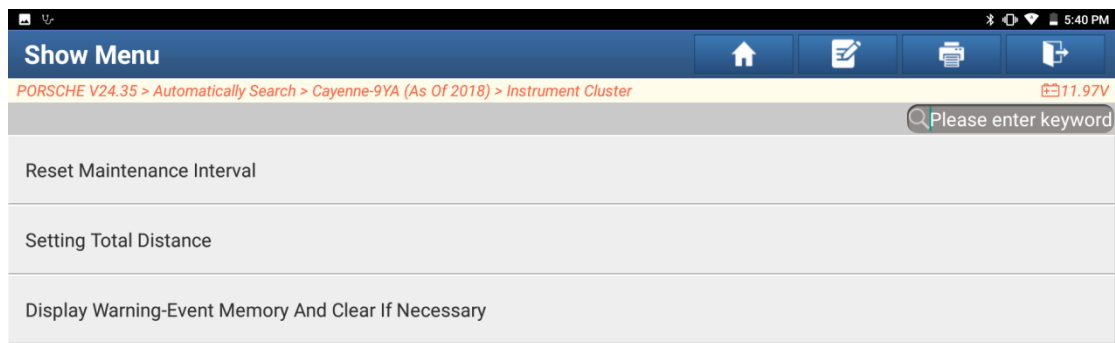
32. Exit the current interface and click [YES].



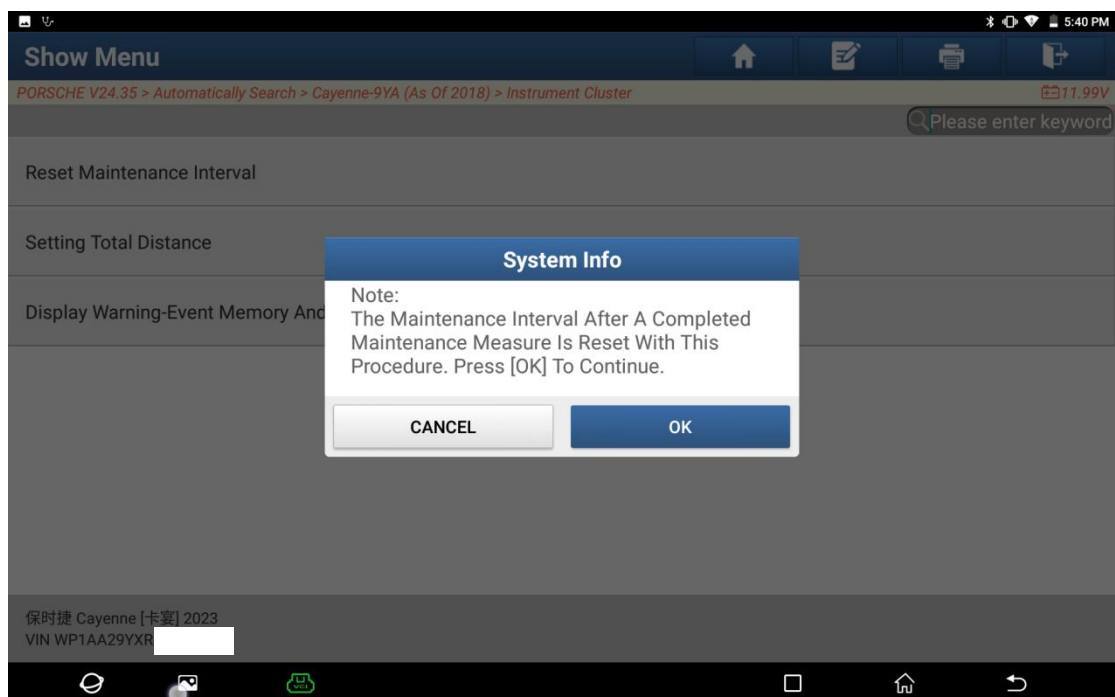
33. Click [Special Function].



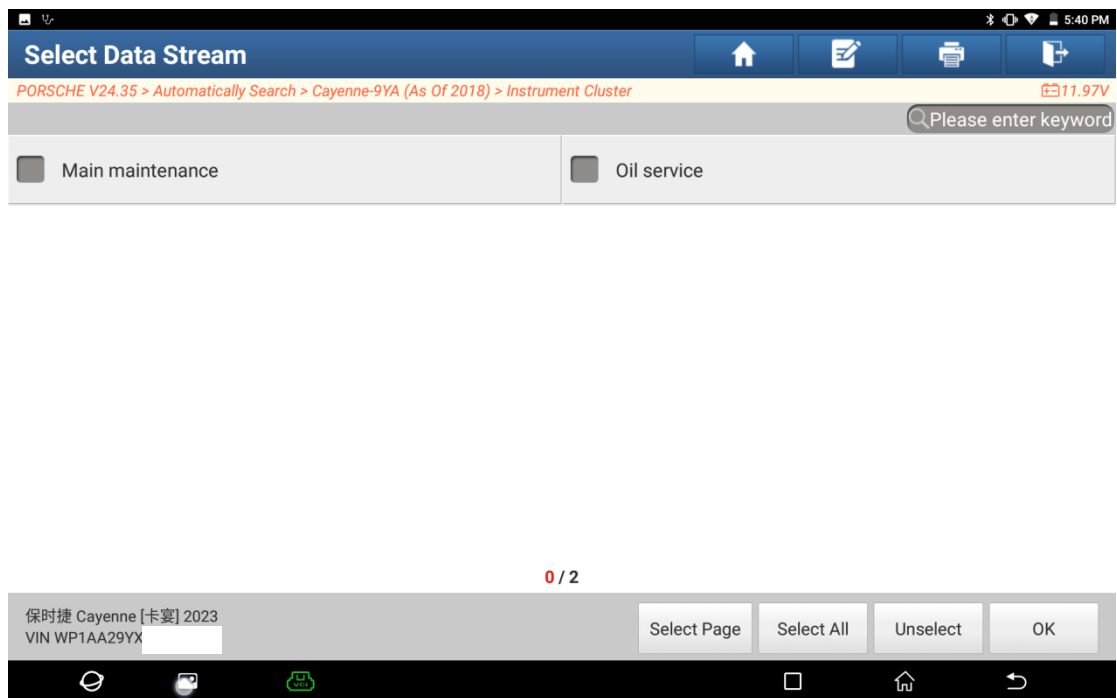
34. Click [Reset Maintenance Interval].



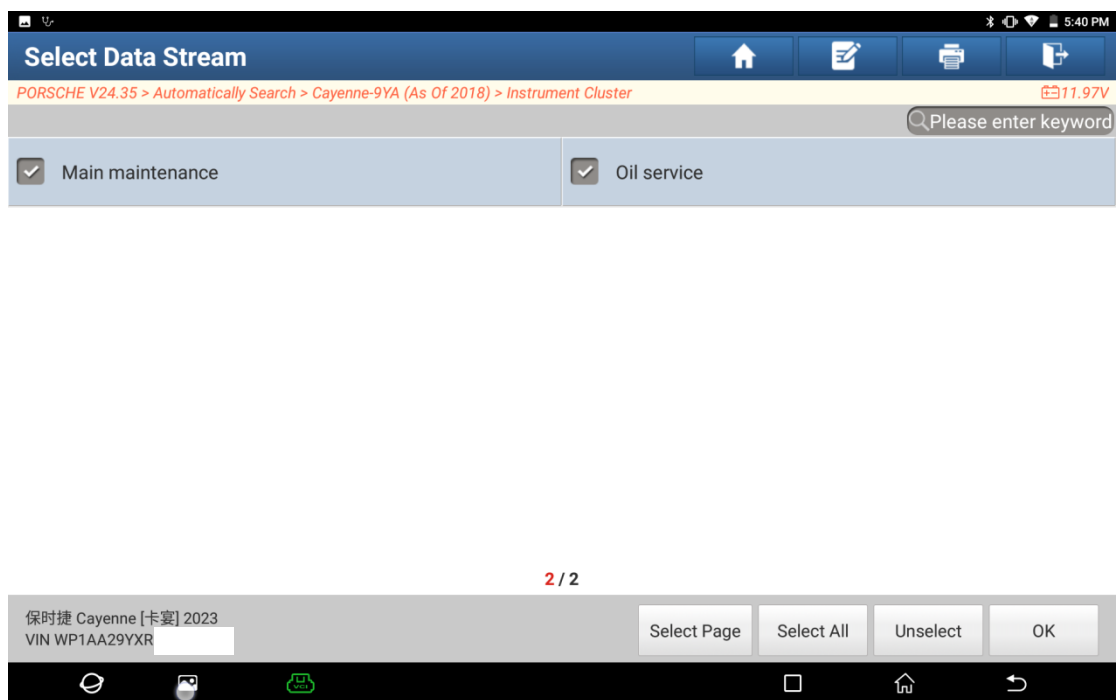
35. Click OK.



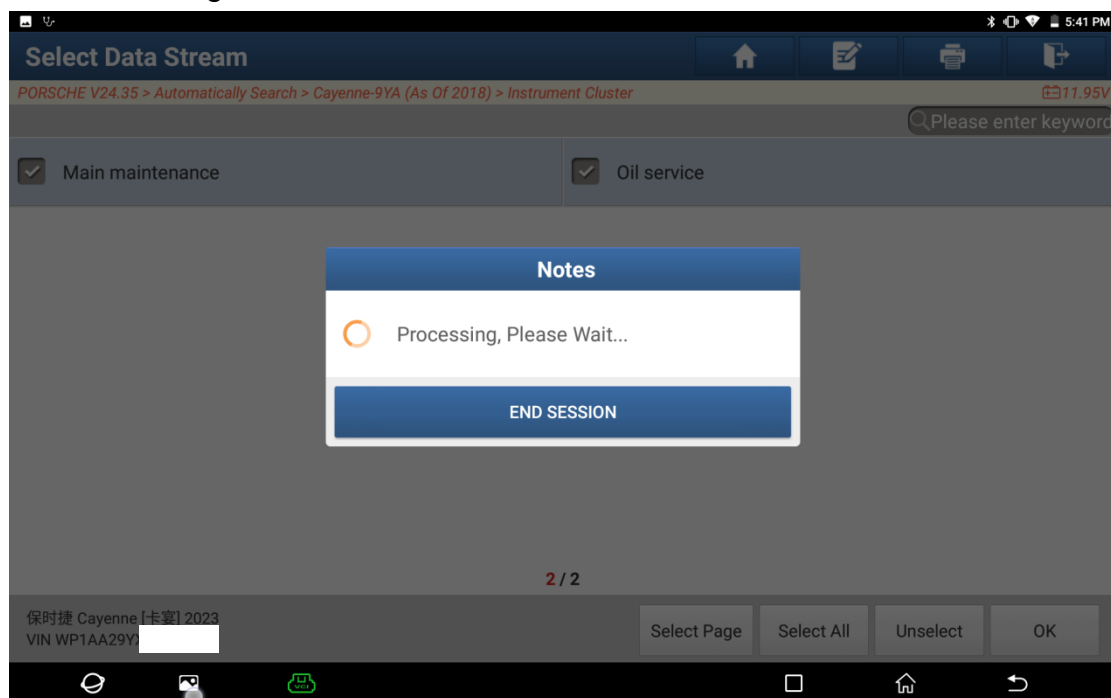
36. Select both options.



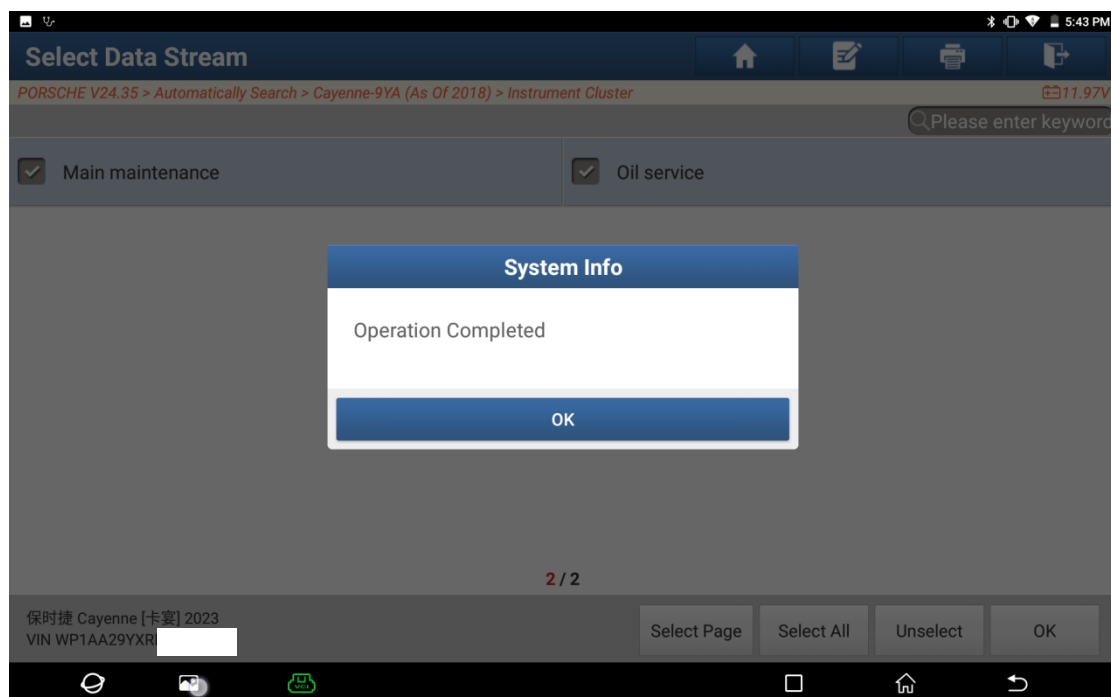
37. Click OK.



## 38. Processing...



## 39. Service reset is completed.

**Statement:**

The content of this document is copyrighted by Shenzhen Launch Tech Co., Ltd., and no individual or organization may quote or reprint it without consent.