

# 2010现代劳恩斯电子驻车制动系统电路图

## 摘要:

该文档主要描述2010现代劳恩斯电子驻车制动系统电路图。

## 关键字:

2010 现代 劳恩斯 电路图 电子驻车制动系统 EPB

LAUNCH

**HOT IN ON OR START**

See Power Distribution (SD110-10)

CLUSTER 10A

BODY UNIT 3 10A

See Passenger Compartment Fuse Details (SD120-6)

I/P JUNCTION BOX LH PHOTO 64

E/R JUNCTION BOX PHOTO 11

EPB-1 15A

EPB-2 15A

EPB SWITCH

ILL.

See Illuminations (SD941-2)

EPB & ESP SWITCH PHOTO 40

Shift Resistor

PARKING BRAKE

MCU

B-CAN TRANSCEIVER 1200Ω

C-CAN TRANSCEIVER 120Ω

See Data Link Details (SD200-2)

JOINT CONNECTOR PHOTO 51

ON/START Input

C-CAN

Battery Power

Ground

Parking Brake Signal

EPB MODULE PHOTO 132

SW\_2 SW\_4 SW\_1 SW\_5

LOW HIGH

JFEPB

JOINT CONNECTOR PHOTO 126

GF08 PHOTO 112

M40-B IPM PHOTO 39

FF02 PHOTO 131

MF21 PHOTO 66

EM31 PHOTO 37

E03

BRAKE FLUID LEVEL SENSOR PHOTO 15


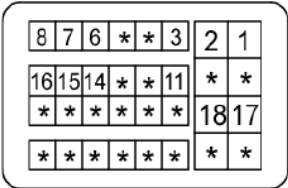
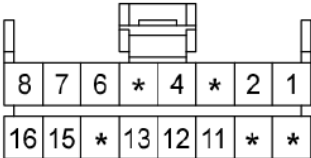
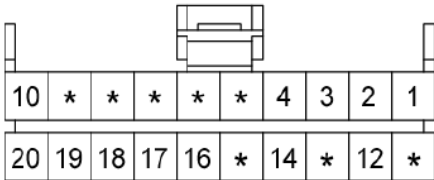
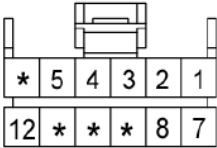
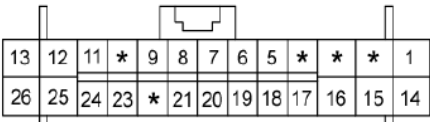
E03

JEB

See Ground Distribution (SD130-4)

JOINT CONNECTOR PHOTO 38

GE03 PHOTO 10

|  |   |  |  |
|--|---|--|--|
| <div>E03</div>  | <div>F80</div>    | <div>M11-A</div>  | <div>M11-B</div>  |
| <div>M20</div>  | <div>M40-B</div>  |  |  |

LAUNCH